

Shareholding Pattern

1. Name of Listed entity : JINDAL SAW LIMITED


2. Scrip Code/Name of Scrip/Class of Security : 500378/JINDALSAW

3. Share Holding Pattern Filed under :Reg. 31(1)(b) for the quarter ending 31st March, 2016

4. Declaration: The Listed entity is required to submit the following declaration to the extent of submission of information :-

S. No.	Particulars	Yes*	No*
1	Whether the listed entity has issued any partly paid shares ?		No
2	Whether the listed entity has issued any Convertible Securities or Warrants ?	Yes	
3	Whether the listed entity has any shares against which depository receipts are issued ?		No
4	Whether the listed entity has any shares locked-in?	Yes	
5	Whether any shares held by promoters are pledge or otherwise encumbered ?	Yes	


* If the Listed entity selects the option 'No' for the questions above, the columns for the partly paid shares, Outstanding Convertible Securities/Warrants, Depository receipts, locked-in shares, No. of shares pledged or otherwise encumbered by promoters, as applicable, shall not be displayed at the time of dissemination on the Stock Exchange website. Also wherever there is 'No' declared by Listed Entity in above table the values will be considered as 'Zero' by default on submission of the format of holding of specified securities.



JINDAL SAW LIMITED As on 31/03/2016

Table - I Summary Statement holding of specified securities

S.No.	Category of shareholder (i)	No. of Shares	No. of fully paid up equity shares held (iv)	No. of Partly paid up equity shares held (v)	No. of Shares underlying Depository Receipts (vi)	Total nos. shares held (VII)=(IV)+(V)+(VI)	Shareholding as a % of total no. of shares (calculated as per SCRR,1957 (VIII) As a % of (A+B+C2))	Number of Voting Rights held in each class of securities (IX)			Total as a % of (A+B+C)	No. of convertible Shares (including Outstanding convertible securities (X))	Shareholding as a % assuming full conversion of convertible securities (as a percentage of diluted share capital)	Number of locked in Shares (XII)		Number of Shares pledged or otherwise encumbered (XIII)		Number of Equity shares held in dematerialised form (XIV)
								Class X	Class Y	Total				No. (a) total shares held (b)	As a % of total shares held (b)	No. (a) total shares held (b)	As a % of total shares held (b)	
	Promoter & Promoter Group	34	156129215	0	0	156129215	51.27	0	0	15223486	53.59	28307110	18.13	6374502	4.08	153462215		
	Public	49461	148401416	0	0	148401416	48.73	0	0	0	46.41	0	0	0	0	116616036		
	Non Promoter - Non Public	0	0	0	0	0	0	0	0	0	0	0	0	0	0	0		
	Shares underlying DRS	0	0	0	0	0	0	0	0	0	0	0	0	0	0	0		
	Shares held by Employee Trusts	0	0	0	0	0	0	0	0	0	0	0	0	0	0	0		
	Total	49495	304530631	0	0	304530631	100	0	0	15223486	100	28307110	9.3	6374502	2.09	270078251		



JINDAL SAW LIMITED As on 31/03/2016

Table - II Statement showing shareholding pattern of the Promoter & Promoter Group

Category and name of the shareholders (I)	PAN (II)	No. of Shareholders (III)	No. of fully paid up equity shares held (iv)	No. of Partly paid up equity shares held (v)	No. of Shares underlying Depository Receipts (vi)	Total nos. shares held (VII)=(IV)+(V)+(VI)	Shareholding % calculated as per SCRR, 1957 As a % of (A+B+C2) (VIII)	Number of Voting Rights held in each class of securities (IX)			Total as a % of (A+B+C)	No. of Shares Underlying Outstanding convertible securities (including warrants) (X)	Shareholding as a % assuming full conversion of convertible securities (as a percentage of diluted share capital)	Number of Locked in Shares (XII)		Number of Shares pledged or otherwise encumbered (XIII)		Number of Equity shares held in dematerial form (XIV)
								Class X	Class Y	Total				No. (a)	As a % of total shares held (b)	No. (a)	As a % of total shares held (b)	
Indian Individuals/Hindu Undivided Family		19	12754300	0	0	12754300	4.19	12754300	0	12754300	4.19	0	3.99	0	0	0	0	12853000
Central Government/State Government(s)		0	0	0	0	0	0	0	0	0	0	0	0	0	0	0	0	0
Financial Institutions/Banks		0	0	0	0	0	0	0	0	0	0	0	0	0	0	0	0	0
Any other - Group Companies		9	107577605	0	0	107577605	35.33	107577605	0	107577605	35.33	0	33.64	0	0	6374502	5.93	104910605
Sub-Total (A) (1)		28	120331905	0	0	120331905	39.51	120331905	0	120331905	39.51	0	37.63	0	0	6374502	5.3	117763605
Foreign Individuals/(Non-Resident Individuals)/Foreign Individuals)		1	98700	0	0	98700	0.03	98700	0	98700	0.03	0	0.03	0	0	0	0	0
Government Institutions		0	0	0	0	0	0	0	0	0	0	0	0	0	0	0	0	0
Foreign Portfolio Investor		0	0	0	0	0	0	0	0	0	0	0	0	0	0	0	0	0
Any Other - Body Corporates		5	35698610	0	0	35698610	11.72	35698610	0	35698610	11.72	15223486	15.93	28307110	79.29	0	0	35698610
Sub-Total (A) (2)		6	35797310	0	0	35797310	11.75	35797310	0	35797310	11.75	15223486	15.96	28307110	79.08	0	0	35698610
Total Shareholding of Promoter & Promoter Group		34	156129215	0	0	156129215	51.27	35797310	0	156129215	51.27	15223486	53.59	28307110	18.13	6374502	4.08	153462215
(A)=(A1)+(A2)																		

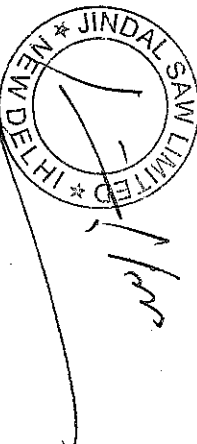


Table - III Statement showing shareholding pattern of the Public Shareholder

Category and name of the shareholders (i)	PAN (ii)	No. of Shares held (iii)	No. of fully paid up equity shares held (iv)	No. of Partly paid up equity shares held (v)	No. of Shares held in Depository Receipts (vi)	Total nos. shares held (vii)=(iv)+(v)+(vi)	Shareholding % calculated as per SCRR, 1957 as a % of (A+B+C2) (viii)	Number of Voting Rights held in each class of securities (ix)		Total as a % of (A+B+C)	No. of convertible securities (including warrants) (x)	Shareholding as a % assuming full conversion of convertible securities (as a percentage of diluted share capital)	Number of locked in Shares (xii)	Number of Shares pledged or otherwise encumbered (xiii)	Number of Equity Shares held in dematerialised form (xiv)
								Class X	Class Y Total						
Institutions															
Mutual Funds		16	30148014	0	0	30148014	9.9	30148014	0	30148014	9.9	0	0	0	30132014
Venture Capital Funds		0	0	0	0	0	0	0	0	0	0	0	0	0	0
Alternate Investment Funds		0	0	0	0	0	0	0	0	0	0	0	0	0	0
Foreign Venture Capital Investors		0	0	0	0	0	0	0	0	0	0	0	0	0	0
Foreign Portfolio Investors		5	361658	0	0	361658	0.12	361658	0	361658	0.12	0	0	0	361658
Financial Institutions/Banks		73	30850393	0	0	30850393	10.13	30850393	0	30850393	10.13	0	0	0	30829893
Insurance Companies		6	7206688	0	0	7206688	2.37	7206688	0	7206688	2.37	0	0	0	7206688
Provident Funds/Pension Funds		0	0	0	0	0	0	0	0	0	0	0	0	0	0
Any other		0	0	0	0	0	0	0	0	0	0	0	0	0	0
Foreign Financial Institutions		0	0	0	0	0	0	0	0	0	0	0	0	0	0
Sub-Total (B)(1)		100	68566753	0	0	68566753	22.52	68566753	0	68566753	22.52	0	0	0	68530253
Central Government/State Government(s)/ President of India		0	0	0	0	0	0	0	0	0	0	0	0	0	0
Sub-Total (B)(2)		0	0	0	0	0	0	0	0	0	0	0	0	0	0
Non-Institutions															
Individuals															
i. Individual shareholders holding nominal share capital up to Rs. 2 lakhs.		47435	33989435	0	0	33989435	11.16	33989435	0	33989435	11.16	0	0	0	32564555
ii. Individual shareholders holding nominal share capital in excess of Rs. 2 lakhs.		14	4160087	0	0	4160087	1.37	4160087	0	4160087	1.37	0	0	0	4160087
NBFCs registered with RBI		0	0	0	0	0	0	0	0	0	0	0	0	0	0
Employee Trusts		0	0	0	0	0	0	0	0	0	0	0	0	0	0
Overseas Depositors (holding DRs) (balancing figures)		0	0	0	0	0	0	0	0	0	0	0	0	0	0
Any other		0	0	0	0	0	0	0	0	0	0	0	0	0	0
Body Corporates		936	38699970	0	0	38699970	12.71	38699970	0	38699970	12.71	0	0	0	8480970
Clearing Members		252	1223448	0	0	1223448	0.4	1223448	0	1223448	0.4	0	0	0	1223448
Non Residents		718	1722263	0	0	1722263	0.57	1722263	0	1618445	0.53	0	0	0	1617263
Trusts		6	39460	0	0	39460	0.01	39460	0	39597	0.01	0	0	0	39460
Foreign Company		0	0	0	0	0	0	0	0	0	0	0	0	0	0
Sub-Total (B)(3)		49361	79834663	0	0	79834663	26.22	79834663	0	79730982	26.18	0	0	0	48085783
Total Public Shareholding (B)=(B)(1)+(B)(2)+(B)(3)		49461	148401416	0	0	148401416	48.73	148401416	0	148297735	48.7	0	0	0	116616036






Table - IV Statement showing shareholding pattern of the Non - Promoter - Non Public Shareholder

Category and name of the Shareholders (i)	PAN (ii)	No. of Shareholders (iii)	No. of fully paid up equity shares held (iv)	No. of Partly paid up equity shares held (v)	No. of Shares underlying Depository Receipts (vi)	Total nos. shares held (vii)=(iv)+(v)+(vi)	Shareholding % calculated as per SCRR, 1957 As a % of (A+B+C2) (viii)	Number of Voting Rights held in each class of securities (ix)			No. of Shares Underlying Outstanding convertible securities (including warrants) (x)	Shareholding as a % assuming full conversion of convertible securities (as a percentage of diluted share capital)	Number of Locked In Shares (xii)		Number of Shares pledged or otherwise encumbered (xiii)		Number of Equity shares held in dematerialised form (xiv)
								Class X	Class Y	Total			As a % of total shares held (b)	No. (a)	As a % of total shares held (b)	No. (a)	
Custodian/DR holder																	
Name of Dr Holder (if available)		0	0	0	0	0	0				0	0	0	0	0	0	0
Employee Benefit Trust (under SEBI (share based Employee Benefit) Regulations, 2014)		0	0	0	0	0	0				0	0	0	0	0	0	0
Total Non - Promoter - Non Public Shareholding		0	0	0	0	0	0				0	0	0	0	0	0	0
C= c(1)+c(2)		0	0	0	0	0	0				0	0	0	0	0	0	0




Category and name of the shareholders (i)	PAN (ii)	No. of Shareholders (iii)	No. of fully paid up equity shares held (iv)	No. of Party paid up equity shares held (v)	No. of Depositor Shares under (vi)	Total nos. shares held (vii)=(iv)+(v)+(vi)	Shareholding as a % of total no. of shares (calculated as per SCRR, 1957) (viii) As a % of (A+B+C2)	Number of Voting Rights held in each class of securities (ix)			Total as a % of (A+B+C)	No. of Shares Underlying Outstanding convertible securities (including warrants) (x)	Shareholding as a % of convertible securities (as a percentage of diluted share capital)	Number of locked in Shares (xii)	Number of Shares pledged or otherwise encumbered (xiii)	Number of Equity shares held in dematerialized form (xiv)				
								Class 'X'	Class 'Y'	Total							No. (a)	As a % of total shares held (b)	No. (a)	As a % of total shares held (b)
INDIVIDUALS/HINDU UNDIVIDED FAMILY																				
ABHUDAY JINDAL	AER124311		5574500	0	0	5574500	1.83	5574500	0	5574500	1.83	0	0	0	0	5574500				
DEEPIKA JINDAL	AAF12847R		5574500	0	0	5574500	1.83	5574500	0	5574500	1.83	0	0	0	0	5574500				
INDRESH BATHA	AAQ98737H		7500000	0	0	7500000	0.25	7500000	0	7500000	0.25	0	0	0	0	7500000				
NAVREEN JINDAL	AAUP123N		2187000	0	0	2187000	0.07	2187000	0	2187000	0.07	0	0	0	0	2187000				
SAVITRI DEVI JINDAL	ACP10130M		1038000	0	0	1038000	0.03	1038000	0	1038000	0.03	0	0	0	0	1038000				
R K JINDAL & SONS HUF	AACHR8177E		816000	0	0	816000	0.03	816000	0	816000	0.03	0	0	0	0	816000				
BATAN JINDAL	AAAP15110D		762000	0	0	762000	0.03	762000	0	762000	0.03	0	0	0	0	762000				
ARTI JINDAL	ACYP7504Q		600000	0	0	600000	0.02	600000	0	600000	0.02	0	0	0	0	600000				
SANGITA JINDAL	AADP15071E		540000	0	0	540000	0.02	540000	0	540000	0.02	0	0	0	0	540000				
DRVI JINDAL	AGFP18937R		300000	0	0	300000	0.01	300000	0	300000	0.01	0	0	0	0	300000				
TANVI JINDAL	AGCP10233G		300000	0	0	300000	0.01	300000	0	300000	0.01	0	0	0	0	300000				
TARINI JINDAL	AEEP10735P		300000	0	0	300000	0.01	300000	0	300000	0.01	0	0	0	0	300000				
S K JINDAL AND SONS HUF	AAPH14248R		216000	0	0	216000	0.01	216000	0	216000	0.01	0	0	0	0	216000				
P R JINDAL HUF	AAEH7501H		216000	0	0	216000	0.01	216000	0	216000	0.01	0	0	0	0	216000				
PARTH JINDAL	AJPP6232H		150000	0	0	150000	0.01	150000	0	150000	0.01	0	0	0	0	150000				
TRIPTI JINDAL	ACKP17608I		150000	0	0	150000	0.01	150000	0	150000	0.01	0	0	0	0	150000				
SMINU JINDAL	AAKP11586N		150000	0	0	150000	0.01	150000	0	150000	0.01	0	0	0	0	150000				
NAVREEN JINDAL (HUF)	AAAH13831J		66000	0	0	66000	0.00	66000	0	66000	0.00	0	0	0	0	66000				
ANY OTHER - GROUP COMPANIES																				
NAIWA SONS INVESTMENTS LIMITED	AAAAC12734R		53550000	0	0	53550000	17.58	53550000	0	53550000	17.58	0	0	0	0	53550000				
DANITA ENTERPRISES PRIVATE LIMITED	AAECD96286G		23572150	0	0	23572150	7.74	23572150	0	23572150	7.74	0	0	0	0	23572150				
SIDDESHWAR TRADEx PRIVATE LIMITED	AAATCS0974M		13004485	0	0	13004485	4.27	13004485	0	13004485	4.27	0	0	0	0	13004485				
OPJ TRADING PRIVATE LIMITED	AAARCO9632N		7774332	0	0	7774332	2.55	7774332	0	7774332	2.55	0	0	0	0	7774332				
SAHOG TRADExCORP PRIVATE LIMITED	AAUCS2300N		5345450	0	0	5345450	1.76	5345450	0	5345450	1.76	0	0	0	0	5345450				
VIRTIUOUS TRADExCORP PRIVATE LIMITED	AAECV2888E		2916568	0	0	2916568	0.96	2916568	0	2916568	0.96	0	0	0	0	2916568				
GIEBE TRADING PRIVATE LIMITED	AAECG0208K		772620	0	0	772620	0.25	772620	0	772620	0.25	0	0	0	0	772620				
MEREDITH TRADERS PRIVATE LIMITED	AAAACN3504E		432000	0	0	432000	0.14	432000	0	432000	0.14	0	0	0	0	432000				
GAGAN TRADING COMPANY LIMITED	AAACG18296Q		210000	0	0	210000	0.07	210000	0	210000	0.07	0	0	0	0	210000				
INDIVIDUAL (NON RESIDENT)- FOREIGN																				
BRITHVI RAJ JINDAL	AAALP21120R		98700	0	0	98700	0.03	98700	0	98700	0.03	0	0	0	0	98700				
(e) ANY OTHER (SPECIFY)- BODY CORPORATE																				
FOUR SEASONS INVESTMENTS LIMITED	AAACCF46568A		28307110	0	0	28307110	9.3	28307110	0	28307110	9.3	15223486	13.61	28307110	0	28307110				
ESTRELA INVESTMENT COMPANY LIMITED	AAABCF7027P		1877500	0	0	1877500	0.62	1877500	0	1877500	0.62	0	0	0	0	1877500				
TEMPAR INVESTMENTS LIMITED	AAACCT15949Q		1856500	0	0	1856500	0.61	1856500	0	1856500	0.61	0	0	0	0	1856500				
MENDAZA HOLDINGS LIMITED	AAAFCA3436H		1832500	0	0	1832500	0.6	1832500	0	1832500	0.6	0	0	0	0	1832500				
NACHO INVESTMENTS LIMITED	AAACN6531A		1825000	0	0	1825000	0.6	1825000	0	1825000	0.6	0	0	0	0	1825000				
Total Promoter & Promoter Group			156129215	0	0	156129215	51.27	156129215	0	156129215	51.27	15223486	53.59	28307110	0	18.13				



JINDAL SAW LIMITED As on 31/12/2015

Annexure to Table - III Statement showing shareholding pattern of the Public Shareholder holding more than 1% of total number of shares

No.	Category and name of the shareholders (i)	PAN (ii)	No. of Shares held (iii)	No. of fully paid up equity shares held (iv)	No. of Partly paid up equity shares held (v)	No. of Shares underlying Depository Receipts (vi)	Total nos. shares held as a % of total (vii)=(iv)+(v)+(vi)	Shareholding as a % of total no. of shares (viii) As a % of (A+B+C2)	Number of Voting Rights held in each class of securities (ix)			Total as a % of (A+B+C)	No. of Shares Underlying Outstanding convertible securities (including warrants) (x)	Shareholding as a % assuming full conversion of convertible securities (as a percentage of diluted share capital)	Number of Locked In Shares (xi)		Number of Shares pledged or otherwise encumbered (xiii)		Number of Equity shares held in dematerialised form (xiv)
									Class eg: X	Class eg: Y	Total				No. (a) total shares held (b)	As a % of total shares held (b)	No. (a) total shares held (b)	As a % of total shares held (b)	
	(a) MUTUAL FUNDS																		
	RELIANCE CAPITAL TRUSTEE COMPANY LIMITED																		
1	A/C	AAATR00908		22014321	0	0	22014321	7.23	22014321	0	22014321	7.23	0	6.88	0	0	0	0	22014321
	(f) FINANCIAL INSTITUTIONS/BANKS																		
1	CRESTA FUND LTD	AAACC2634A		11367245	0	0	11367245	3.73	11367245	0	11367245	3.73	0	3.55	0	0	0	0	11367245
	2 DIMENSIONAL EMERGING MARKETS VALUE FUND	AAACD1578M		3328288	0	0	3328288	1.09	3328288	0	3328288	1.09	0	1.04	0	0	0	0	3328288
	(g) INSURANCE COMPANIES																		
1	LIC OF INDIA PROFT PLUS GROWTH FUND	AAACI0582H		3241677	0	0	3241677	1.06	3241677	0	3241677	1.06	0	1.01	0	0	0	0	3241677
	BODY CORPORATES																		
1	SIGMATTECH INC.			30120000	0	0	30120000	9.89	30120000	0	30120000	9.89	0	9.42	0	0	0	0	30120000
	Totals			70071531	0	0	70071531	23.01	70071531	0	70071531	23.01	0	21.91	0	0	0	0	70071531



Note :

The following shareholding of promoters/promoter group is held in physical form as on 31st March, 2016 :-

Particulars	No. of Promoters shares Held in Physical Form
a) Promoter(s) have sold their shares in physical mode and such shares have not been lodged for transfer with the company	Nil
b) Matters concerning part/entire shareholding of promoters/promoter group are <i>sub judice</i> before any Court/Tribunal.	26,67,000
c) Shares cannot be converted into demat form due to death of any promoter(s)	Nil
d) Shares allotted to promoter(s) that await final approval for listing from stock exchange and such pendency is less than 30 days or shares that upon receipt of final listing approval from stock exchange are pending conversion to demat and such pendency is less than 15 days.	Nil

