

## Shareholding Pattern

1. Name of Listed entity : JINDAL SAW LIMITED


2. Scrip Code/Name of Scrip/Class of Security : 500378/JINDALSAW

3. Share Holding Pattern Filed under :Reg. 31(1)(b) for the quarter ending 30th September, 2021

4. Declaration: The Listed entity is required to submit the following declaration to the extent of submission of information :-

S. No.	Particulars	Yes*	No*
1	Whether the listed entity has issued any partly paid shares ?		No
2	Whether the listed entity has issued any Convertible Securities or Warrants ?		No
3	Whether the listed entity has any shares against which depository receipts are issued ?		No
4	Whether the listed entity has any shares locked-in?		No
5	Whether any shares held by promoters are pledge or otherwise encumbered ?	Yes	

\* If the Listed entity selects the option 'No' for the questions above, the columns for the partly paid shares, Outstanding Convertible Securities/Warrants. Depository receipts, locked-in shares, No. of shares pledged or otherwise encumbered by promoters, as applicable, shall not be displayed at the time of dissemination on the Stock Exchange website. Also wherever there is 'No' declared by Listed Entity in above table the values will be considered as 'Zero' by default on submission of the format of holding of specified securities.



JINDAL SAW LIMITED As on 30/09/2021

Table - I Summary Statement holding of specified securities

Category (I)	Category of shareholder (II)	No. of Shareholders	No. of fully paid up equity shares held (iv)	No. of Partly paid up equity shares held (v)	No. of Shares underlying Depository Receipts (vi)	Total nos. shares held (VII)=(IV)+(V)+(VI)	Shareholding as a % of total no. of shares (calculated as per SCRR,1957) (VIII) As a % of (A+B+C2)	Number of Voting Rights held in each class of securities (IX)			No. of Shares Underlying Outstanding convertible securities (including warrants) (X)	Shareholding assuming full conversion of convertible securities (as a percentage of diluted shares)	Number of locked in Shares (XII)		Number of Shares pledged or otherwise encumbered (XIII)		Number of Equity shares held in dematerialised form (XIV)	
								No. of Voting Rights					As a % of total shares held (b)	No. (a)	As a % of total shares held (b)	No. (a)		As a % of total shares held (b)
								Class X	Class Y	Total								
(A)	Promoter & Promoter Group	44	201515801	0	0	201515801	63.02	201515801	0	201515801	63.02	0	0	7700000	3.82	198848801		
(B)	Public	90991	116137988	0	0	116137988	36.32	116137988	0	116137988	36.32	0	0	0	0	115160488		
(C)	Non Promoter - Non Public	1	2100328	0	0	2100328	0.66	2100328	0	2100328	0.66	0	0	0	0	2100328		
(C1)	Shares underlying DRs	0	0	0	0	0	0	0	0	0	0	0	0	0	0	0		
(C2)	Shares held by Employee Trusts	1	2100328	0	0	2100328	0.66	2100328	0	2100328	0.66	0	0	0	0	2100328		
	<b>Total</b>	<b>91036</b>	<b>319754117</b>	<b>0</b>	<b>0</b>	<b>319754117</b>	<b>100</b>	<b>319754117</b>	<b>0</b>	<b>319754117</b>	<b>100</b>	<b>0</b>	<b>0</b>	<b>7700000</b>	<b>2.41</b>	<b>316109617</b>		

*[Handwritten signature]*  


JINDAL SAW LIMITED As on 30/09/2021

Table - II Statement showing shareholding pattern of the Promoter & Promoter Group

Category and name of the shareholders (I)	Entity type i.e. Promoter or Promoter group entity(except promoter)	PAN (II)	No. of Shareholders (III)	No. of fully paid up equity shares held (iv)	No. of Partly paid up equity shares held (v)	No. of Shares underlying Depository Receipts (vi)	Total nos. shares held (VII)=(IV)+(V)+(VI)	Shareholding % calculated as per SCRR,1957 As a % of (A+B+C2) (VIII)	Number of Voting Rights held in each class of securities (IX)			No. of Shares Underlying Outstanding convertible securities (including warrants) (X)	Shareholding as a % assuming full conversion of convertible securities (as a percentage of diluted share capital)	Number of locked in Shares (XII)		Number of Shares pledged or otherwise encumbered (XIII)	Number of Equity shares held in dematerialised form (XIV)	
									No. of Voting Rights					As a % of total shares held (b)	No. (a)			As a % of total shares held (b)
									Class X	Class Y	Total							
<b>(1) Indian</b>																		
(a) Individuals/Hindu undivided Family			25	10543750	0	0	10543750	3.30	10543750	0	10543750	3.30	0	0	0	0	10543750	
(b) Central Government/State Government(s)			0	0	0	0	0	0	0	0	0	0	0	0	0	0	0	
(c) Financial Institutions/Banks			0	0	0	0	0	0	0	0	0	0	0	0	0	0	0	
(d) Any other - Group Companies			11	109853305	0	0	109853305	34.36	109853305	0	109853305	34.36	0	0	7700000	7.01	107186305	
<b>Sub-Total (A) (1)</b>			<b>36</b>	<b>120397055</b>	<b>0</b>	<b>0</b>	<b>120397055</b>	<b>37.65</b>	<b>120397055</b>	<b>0</b>	<b>120397055</b>	<b>37.65</b>	<b>0</b>	<b>0</b>	<b>7700000</b>	<b>6.40</b>	<b>117730055</b>	
<b>(2) Foreign</b>																		
(a) Individuals/(Non-Resident Individuals/Foreign Individuals)			2	76650	0	0	76650	0.02	76650	0	76650	0.02	0	0	0	0	76650	
(b) Government			0	0	0	0	0	0	0	0	0	0	0	0	0	0	0	
(c) Institutions			0	0	0	0	0	0	0	0	0	0	0	0	0	0	0	
(d) Foreign Portfolio Investor			0	0	0	0	0	0	0	0	0	0	0	0	0	0	0	
(e) Any Other - Body Corporates			6	81042096	0	0	81042096	25.35	81042096	0	81042096	25.35	0	0	0	0	81042096	
<b>Sub-Total (A) (2)</b>			<b>8</b>	<b>81118746</b>	<b>0</b>	<b>0</b>	<b>81118746</b>	<b>25.37</b>	<b>81118746</b>	<b>0</b>	<b>81118746</b>	<b>25.37</b>	<b>0</b>	<b>0</b>	<b>0</b>	<b>0</b>	<b>81118746</b>	
<b>Total Shareholding of Promoter &amp; Promoter Group (A)=(A)(1)+(A)(2)</b>			<b>44</b>	<b>201515801</b>	<b>0</b>	<b>0</b>	<b>201515801</b>	<b>63.02</b>	<b>201515801</b>	<b>0</b>	<b>201515801</b>	<b>63.02</b>	<b>0</b>	<b>0</b>	<b>7700000</b>	<b>3.82</b>	<b>198848801</b>	



*Handwritten signature in blue ink.*

Table - III Statement showing shareholding pattern of the Public Shareholder

Category and name of the shareholders (I)	PAN (II)	No. of Shareholders (III)	No. of fully paid up equity shares held (iv)	No. of Partly paid up equity shares held (v)	No. of Shares underlying Depository Receipts (vi)	Total nos. shares held (VII)=(IV)+(V)+(VI)	Shareholding % calculate as per SCRR,1957 As a % of (A+B+C2) (VIII)	Number of Voting Rights held in each class of securities (IX)			Total as a % of (A+B+C)	No. of Shares Underlying Outstanding convertible securities (Including)	Shareholding as a % assuming full conversion of diluted share capital	Number of locked in Shares (XII)		Number of Shares pledged or otherwise encumbered (XIII)		Number of Equity shares held in dematerialised form (XIV)
								Class X	Class Y	Total				No. (a)	As a % of total shares held (b)	No. (a)	As a % of total shares held (b)	
(1)																		
(a)			76470	0	0	76470	0.02	76470	0	76470	0.02	0	0	0	0	0	0	69970
(b)			0	0	0	0	0	0	0	0	0	0	0	0	0	0	0	0
(c)			1325283	0	0	1325283	0.41	1325283	0	1325283	0.41	0	0	0	0	0	0	1325283
(d)			0	0	0	0	0	0	0	0	0	0	0	0	0	0	0	0
(e)			39673366	0	0	39673366	12.41	39673366	0	39673366	12.41	0	0	0	0	0	0	39673366
(f)			21530	0	0	21530	0.01	21530	0	21530	0.01	0	0	0	0	0	0	20530
(g)			1363518	0	0	1363518	0.43	1363518	0	1363518	0.43	0	0	0	0	0	0	1363518
(h)			0	0	0	0	0	0	0	0	0	0	0	0	0	0	0	0
(i)			0	0	0	0	0	0	0	0	0	0	0	0	0	0	0	0
			2000	0	0	2000	0	2000	0	2000	0	0	0	0	0	0	0	0
			42462167	0	0	42462167	13.28	42462167	0	42462167	13.28	0	0	0	0	0	0	42452667
(2)																		
			52608235	0	0	52608235	16.45	52608235	0	52608235	16.45	0	0	0	0	0	0	51750735
			8286863	0	0	8286863	2.59	8286863	0	8286863	2.59	0	0	0	0	0	0	8286863
(3)																		
(a)			13000	0	0	13000	0	13000	0	13000	0	0	0	0	0	0	0	13000
(b)			0	0	0	0	0	0	0	0	0	0	0	0	0	0	0	0
(c)			0	0	0	0	0	0	0	0	0	0	0	0	0	0	0	0
(d)			4301	0	0	4301	0	4301	0	4301	0	0	0	0	0	0	0	4301
(e)			9622956	0	0	9622956	3.01	9622956	0	9622956	3.01	0	0	0	0	0	0	9564206
			687456	0	0	687456	0.21	687456	0	687456	0.21	0	0	0	0	0	0	687456
			2117560	0	0	2117560	0.66	2117560	0	2117560	0.66	0	0	0	0	0	0	2065810
			4301	0	0	4301	0	4301	0	4301	0	0	0	0	0	0	0	4301
			335450	0	0	335450	0.1	335450	0	335450	0.1	0	0	0	0	0	0	335450
			73675821	0	0	73675821	23.04	73675821	0	73675821	23.04	0	0	0	0	0	0	72707821
			116137988	0	0	116137988	36.32	116137988	0	116137988	36.32	0	0	0	0	0	0	115160488




*Signature*



Table - IV Statement showing shareholding pattern of the Non- Promoter - Non Public Shareholder


Category and name of the shareholders (I)	PAN (II)	No. of Shareholders (III)	No. of fully paid up equity shares held (iv)	No. of Partly paid up equity shares held (v)	No. of Shares underlying Depository Receipts (vi)	Total nos. shares held (VII)=(IV)+(V)+(VI)	Shareholding % calculated as per SCRR,1957 As a % of (A+B+C2) (VIII)	Number of Voting Rights held in each class of securities (IX)			No. of Shares Underlying Outstanding convertible securities (including warrants) (X)	Shareholding as a % assuming full conversion of convertible securities (as a percentage of diluted share capital)	Number of locked in Shares (XI)		Number of Shares pledged or otherwise encumbered (XIII)	Number of Equity shares held in dematerialised form (XIV)	
								No. of Voting Rights					As a % of total shares held (b)	No. (a)			As a % of total shares held (b)
								Class X	Class Y	Total							
(1) Custodian/DR holder																	
(a) Name of Dr Holder (if available)		0	0	0	0	0	0	0	0	0	0	0	0	0	0	0	0
(2) Employee Benefit Trust (under SEBI (share based Employee Benefit) Regulations, 2014)																	
(i) Jindal Saw Employee Welfare Trust	AADTJ3724H	1	2100328	0	0	2100328	0.66	2100328	0	2100328	0.66	0	0	0	0	2100328	0
Total Non- Promoter- Non Public Shareholding C= c(1)+c(2)		0	2100328	0	0	2100328	0.66	2100328	0	2100328	0.66	0	0	0	0	2100328	0



JINDAL SAW LIMITED As on 30/09/2021

Table V- Statement showing details of significant beneficial owners (SBOs)

Sr. No	Details of the SBO (i)		Details of the registered owner (ii)		PAN / Passport No. in case of a foreign national	Nationality	Details of holding/ exercise of right of the SBO in the reporting company, whether direct or indirect*: (iii)						Date of creation / acquisition of beneficial interest# (iv)
	Name	PAN/ Passport No. in case of a foreign national	Name	Nationality			Shares	Whether by virtue of:	%	Whether by virtue of:	%	Whether by virtue of:	
1	PRITHAVI RAJ JINDAL	AALPJ2120R	INDIAN	SIDDHESHWARI TRADEX PRIVATE LIMITED	AATCS0974M	INDIAN	SHARES	Exercise of significant influence	4.44	31-Dec-15			
				P R JINDAL HUF	AAEHP7501H	INDIAN	SHARES	Shares	0.01	10-Sep-86			
				FOUR SEASONS INVESTMENTS LIMITED	AACCF4668A	MAURITIUS	SHARES	Rights on distributable dividend or any other distribution	13.61	25-Mar-15			
				SIGMA TECH INC	ABCS4601E	BRITISH VIRGIN ISLANDS	SHARES	Exercise of control	9.42	10-Sep-86			
				ESTRELA INVESTMENT COMPANY LIMITED	AABCE7027P	MAURITIUS	SHARES	Exercise of significant influence	0.59	27-Jan-98			
				MENDEZA HOLDINGS LIMITED	AAFCM3348H	MAURITIUS	SHARES	Shares	0.57	27-Jan-98			
				NACHO INVESTMENTS LIMITED	AACCN6531A	MAURITIUS	SHARES	Shares	0.57	27-Jan-98			

15/10/21  


JINDAL SAW LIMITED As on 30/09/2021

Annexure to Table - II Statement showing shareholding pattern of the Promoter & Promoter Group

Sl. No.	Category and name of the shareholders (I)	Entity type i.e. Promoter or Promoter group entity (except promoter)	PAN (III)	No. of shareholders	No. of fully paid up equity shares held (H)	No. of Partly paid up equity shares held (V)	No. of Shares Depository Receipts (VI)	Total nos. shares held (VII) = (IV)+(V)+(VI)	Shareholding as % of total (VII) As a % of (A+B+C)	Number of Voting Rights held in each class of securities (VIII)			No. of Shares Underlying Outstanding convertible securities (including warrants) (X)	Shareholding as a % assuming full conversion of convertible securities (as a diluted share capital)	Number of Locked in Shares (XII)		Number of Shares pledged or otherwise encumbered (XIII)	Equity shares held in dematerialised form (XIV)
										Class: X	Class: Y	Total			(No. (a))	As a % of total shares held (b)		
1(a)	INDIVIDUALS/HINDU UNDIVIDED FAMILY																	
1	ARTI JINDAL	Promoter Group	ACTP17504Q	1	4060000	0	0	4060000	1.27	4060000	0	4060000	1.27	0	0	0	0	4060000
2	ABHYUDAY JINDAL	Promoter Group	AAEP12431J	1	3503500	0	0	3503500	1.1	3503500	0	3503500	1.1	0	0	0	0	3503500
3	DDEEPIKA JINDAL	Promoter Group	AAPI2847R	1	1574500	0	0	1574500	0.49	1574500	0	1574500	0.49	0	0	0	0	1574500
4	INDRESH BATRA	Promoter Group	AAQP87737H	1	7500000	0	0	7500000	0.23	7500000	0	7500000	0.23	0	0	0	0	7500000
5	NAVEEN JINDAL	Promoter Group	AALP12123N	1	2187000	0	0	2187000	0.07	2187000	0	2187000	0.07	0	0	0	0	2187000
6	SAVITRI DEVI JINDAL	Promoter Group	ACPP10130M	1	1038000	0	0	1038000	0.03	1038000	0	1038000	0.03	0	0	0	0	1038000
7	R K JINDAL & SONS HUF	Promoter Group	AACHR8177F	1	816000	0	0	816000	0.03	816000	0	816000	0.03	0	0	0	0	816000
8	SHRADHA JATIA	Promoter Group	AAGP90668R	1	752500	0	0	752500	0.02	752500	0	752500	0.02	0	0	0	0	752500
9	LURVI JINDAL	Promoter Group	AGPP13837R	1	300000	0	0	300000	0.01	300000	0	300000	0.01	0	0	0	0	300000
10	S K JINDAL AND SONS HUF	Promoter Group	AAPH51426R	1	216000	0	0	216000	0.01	216000	0	216000	0.01	0	0	0	0	216000
11	P R JINDAL HUF	Promoter Group	AAHP75011H	1	216000	0	0	216000	0.01	216000	0	216000	0.01	0	0	0	0	216000
12	TRIPTI JINDAL	Promoter Group	ACXP17608J	1	477500	0	0	477500	0.01	477500	0	477500	0.01	0	0	0	0	477500
13	SWINU JINDAL	Promoter Group	AAGP11586N	1	477500	0	0	477500	0.01	477500	0	477500	0.01	0	0	0	0	477500
14	NAVEEN JINDAL HUF	Promoter Group	AAAH3831J	1	660000	0	0	660000	0.02	660000	0	660000	0.02	0	0	0	0	660000
15	PARTH JINDAL	Promoter Group	AUJP16232H	1	100000	0	0	100000	0.00	100000	0	100000	0.00	0	0	0	0	100000
16	TANVI SHETE	Promoter Group	AGCP10233G	1	100000	0	0	100000	0.00	100000	0	100000	0.00	0	0	0	0	100000
17	TARINI JINDAL HANDA	Promoter Group	AEEP10735P	1	100000	0	0	100000	0.00	100000	0	100000	0.00	0	0	0	0	100000
18	SANGITA JINDAL	Promoter Group	AADP15071E	1	100000	0	0	100000	0.00	100000	0	100000	0.00	0	0	0	0	100000
19	SAJIAN JINDAL	Promoter Group	AADP15110D	1	100000	0	0	100000	0.00	100000	0	100000	0.00	0	0	0	0	100000
20	SAJIAN JINDAL AS TRUSTEE OF SAJIAN JINDAL FAMILY TRUST	Promoter Group	AAST50906M	1	100000	0	0	100000	0.00	100000	0	100000	0.00	0	0	0	0	100000
21	SAJIAN JINDAL AS TRUSTEE OF SAJIAN JINDAL LINEAGE TRUST	Promoter Group	AAST50909E	1	100000	0	0	100000	0.00	100000	0	100000	0.00	0	0	0	0	100000
22	SAJIAN JINDAL AS TRUSTEE OF SANGITA JINDAL FAMILY TRUST	Promoter Group	AAST51907Q	1	100000	0	0	100000	0.00	100000	0	100000	0.00	0	0	0	0	100000
23	SAJIAN JINDAL AS TRUSTEE OF TARINI JINDAL FAMILY TRUST	Promoter Group	AACT9160A	1	100000	0	0	100000	0.00	100000	0	100000	0.00	0	0	0	0	100000
24	SAJIAN JINDAL AS TRUSTEE OF TANVI JINDAL FAMILY TRUST	Promoter Group	AACT9159M	1	100000	0	0	100000	0.00	100000	0	100000	0.00	0	0	0	0	100000
25	SAJIAN JINDAL AS TRUSTEE OF PARTH JINDAL FAMILY TRUST	Promoter Group	AAOT12168D	1	100000	0	0	100000	0.00	100000	0	100000	0.00	0	0	0	0	100000
	ANY OTHER - GROUP COMPANIES																	
1	NALWA SONS INVESTMENTS LIMITED	Promoter Group	AAACJ2734R	1	53550000	0	0	53550000	16.75	53550000	0	53550000	16.75	0	0	0	0	51525000
2	SIDDESHWARI TRADEX PRIVATE LIMITED	Promoter Group	AAATC50974M	1	37349255	0	0	37349255	11.68	37349255	0	37349255	11.68	0	0	0	0	37349255
3	OPJ TRADING PRIVATE LIMITED	Promoter Group	AAACD9632N	1	7774332	0	0	7774332	2.43	7774332	0	7774332	2.43	0	0	0	0	7774332
4	DIVINO MULTIVENTURES PRIVATE LIMITED	Promoter Group	AAFCQ9985K	1	5345350	0	0	5345350	1.67	5345350	0	5345350	1.67	0	0	0	0	5345350
5	VIRTUOUS TRADECORP PRIVATE LIMITED	Promoter Group	AAECV7088E	1	2916568	0	0	2916568	0.91	2916568	0	2916568	0.91	0	0	0	0	2916568
6	ISLI LIMITED	Promoter Group	AAACJ1451F	1	2071000	0	0	2071000	0.65	2071000	0	2071000	0.65	0	0	0	0	2071000
7	MEREDITH TRADERS PVT LTD	Promoter Group	AAACM3504E	1	432000	0	0	432000	0.14	432000	0	432000	0.14	0	0	0	0	0
8	GAGAN TRADING CO LTD	Promoter Group	AAAGC1829Q	1	210000	0	0	210000	0.07	210000	0	210000	0.07	0	0	0	0	0
9	SYSTRAN MULTIVENTURES PRIVATE LIMITED	Promoter Group	AAACV1317H	1	204600	0	0	204600	0.06	204600	0	204600	0.06	0	0	0	0	204600
10	SAHYOG HOLDINGS PRIVATE LIMITED	Promoter Group	AAUCS2300N	1	100000	0	0	100000	0.03	100000	0	100000	0.03	0	0	0	0	100000
11	VINAMRA CONSULTANCY PVT LTD	Promoter Group	AAECV5876E	1	100000	0	0	100000	0.03	100000	0	100000	0.03	0	0	0	0	100000
	INDIVIDUAL (NON RESIDENT)- FOREIGN																	
1	BATAN JINDAL	Promoter Group	AASP0852D	1	762000	0	0	762000	0.02	762000	0	762000	0.02	0	0	0	0	762000
2	PRITHAVI RAJ JINDAL	Promoter	AALP12120R	1	450000	0	0	450000	0.01	450000	0	450000	0.01	0	0	0	0	450000
	ANY OTHER - BODY CORPORATE																	
1	FOUR SEASONS INVESTMENTS LIMITED	Promoter Group	AAACF4668A	1	43530596	0	0	43530596	13.61	43530596	0	43530596	13.61	0	0	0	0	43530596
2	SIGMA TECH INC	Promoter Group	ABBCS4601E	1	30120000	0	0	30120000	9.42	30120000	0	30120000	9.42	0	0	0	0	30120000
3	ESTRELA INVESTMENT COMPANY LIMITED	Promoter Group	AAECF7027P	1	1877500	0	0	1877500	0.59	1877500	0	1877500	0.59	0	0	0	0	1877500
4	TEMPLAR INVESTMENTS LIMITED	Promoter Group	AAACT5949Q	1	1856500	0	0	1856500	0.58	1856500	0	1856500	0.58	0	0	0	0	1856500
5	MEINDEZA HOLDINGS LIMITED	Promoter Group	AAFCM3348H	1	1832500	0	0	1832500	0.57	1832500	0	1832500	0.57	0	0	0	0	1832500
6	NACHO INVESTMENTS LIMITED	Promoter Group	AAACN6531A	1	1825000	0	0	1825000	0.57	1825000	0	1825000	0.57	0	0	0	0	1825000
	Total Promoter & Promoter Group			44	201515801	0	0	201515801	63.02	201515801	0	201515801	63.02	0	0	0	0	196848601



JINDAL SAW LIMITED As on 30/09/2021

Annexure to Table - III Statement showing shareholding pattern of the Public Shareholder holding more than 1% of total number of shares

S No.	Category and name of the shareholders (i)	PAN (ii)	No. of Shareholders (iii)	No. of fully paid up equity shares held (iv)	No. of Partly paid up equity shares held (v)	No. of Shares underlying Deposit Receipts (vi)	Total nos. shares held (vii)=(iv)+(v)+(vi)	Shareholding as a % of total no. of shares (calculated as per SCRR,1957 (VII) As a % of (A+B+C2)	Number of Voting Rights held in each class of securities (ix)		No. of Shares Underlying convertible securities (including warrants) (x)	Shareholding as a % assuming full conversion of convertible securities (as a percentage of diluted share capital)	Number of locked in Shares (xii)		Number of Shares pledged or otherwise encumbered (xiii)		Number of Equity shares held in dematerialised form (xiv)	
									No. of Voting Rights	Total as a % of (A+B+C)			No. (a)	As a % of total shares held (b)	No. (a)	As a % of total shares held (b)		
																		Class eg: X
B(1)	(e) FOREIGN PORTFOLIO INVESTORS																	
1	CRESTA FUND LTD	AADC2634A		11367245	0	0	11367245	3.55	11367245	0	3.55	0	0	0	0	0	0	11367245
	Totals			11367245	0	0	11367245	3.55	11367245	0	3.55	0	0	0	0	0	0	11367245

*[Handwritten signature]*





**Note :**

The following shareholding of promoters/promoter group is held in physical form as on 30<sup>th</sup> September, 2021:-

Particulars	No. of Promoters shares Held in Physical Form
a) Promoter(s) have sold their shares in physical mode and such shares have not been lodged for transfer with the company	Nil
b) Matters concerning part/entire shareholding of promoters/promoter group are <i>sub judice</i> before any Court/Tribunal	26,67,000
c) Shares cannot be converted into demat form due to death of any promoter(s)	Nil
d) Shares allotted to promoter(s) that await final approval for listing from stock exchange and such pendency is less than 30 days or shares that upon receipt of final listing approval from stock exchange are pending conversion to demat and such pendency is less than 15 days	Nil



*[Handwritten signature]*

*[Handwritten signature]*