

INDEPENDENT AUDITOR'S REPORT

To the Members of JINDAL HUNTING ENERGY SERVICES LIMITED

Report on the Audit of Financial Statements

Opinion

We have audited the accompanying financial statements of **JINDAL HUNTING ENERGY SERVICES LIMITED** ("the Company"), which comprise the Balance Sheet as at March 31, 2026, the Statement of Profit and Loss (including Other Comprehensive Income), the Statement of Changes in Equity and the Statement of Cash Flows for the year then ended, and notes to the financial statements, including a summary of the material accounting policies and other explanatory information (herein after referred to as the "financial statements").

In our opinion and to the best of our information and according to the explanations given to us, the aforesaid financial statements give the information required by the Companies Act, 2013 ("the Act") in the manner so required and give a true and fair view in conformity with the Indian Accounting Standards specified under section 133 of the Act read with the Companies (Indian Accounting Standards) Rules, 2015, as amended, ("Ind AS") and other accounting principles generally accepted in India, of the state of affairs of the Company as at March 31, 2026, its profit (including Other comprehensive income), changes in equity and its cash flows for the year ended on that date.

Basis for Opinion

We conducted our audit in accordance with the Standards on Auditing (SAs) specified under Section 143(10) of the Act. Our responsibilities under those Standards are further described in the Auditor's Responsibilities for the Audit of the Financial Statements section of our report. We are independent of the Company in accordance with the Code of Ethics issued by the Institute of Chartered Accountants of India together with the ethical requirements that are relevant to our audit of the financial statements under the provisions of the Act and the Rules thereunder, and we have fulfilled our other ethical responsibilities in accordance with these requirements and the Code of Ethics. We believe that the audit evidence we have obtained is sufficient and appropriate to provide a basis for our opinion.

Information Other than the Financial Statements and Auditor's Report Thereon

The Company's Board of Directors are responsible for the other information. The other information comprises the information included in the Annual report, but does not include the financial statements and our auditor's report thereon. The Annual Report is expected to be made available to us after the date of this Auditors' Report. Our opinion on the financial statements does not cover the other information and we do not express any form of assurance conclusion thereon.

In connection with our audit of the financial statements, our responsibility is to read the other information identified when it becomes available and, in doing so, consider whether the other information is materially inconsistent with the financial statements or our knowledge obtained in the audit or otherwise appears to be materially misstated.



When we read Annual Report, if we conclude that there is a material misstatement therein, we are required to communicate the matter to those charged with governance.

Responsibility of Management and Those charged with Governance for the Financial Statements

The Company's Board of Directors are responsible for the matters stated in Section 134(5) of the Act with respect to the preparation of these financial statements that give a true and fair view of the financial position/ state of affairs, financial performance, changes in equity and cash flows of the Company in accordance with the accounting principles generally accepted in India, including the Indian Accounting Standards (Ind AS) specified under Section 133 of the Act. This responsibility also includes maintenance of adequate accounting records in accordance with the provisions of the Act for safeguarding the assets of the Company and for preventing and detecting frauds and other irregularities; selection and application of appropriate implementation and maintenance of accounting policies; making judgments and estimates that are reasonable and prudent; and design, implementation and maintenance of adequate internal financial controls, that were operating effectively for ensuring the accuracy and completeness of the accounting records, relevant to the preparation and presentation of the financial statements that give a true and fair view and are free from material misstatement, whether due to fraud or error.

In preparing the financial statements, Board of Directors are responsible for assessing the Company's ability to continue as a going concern, disclosing, as applicable, matters related to going concern and using the going concern basis of accounting unless Board of Directors either intends to liquidate the Company or to cease operations, or has no realistic alternative but to do so.

Those Board of Directors are also responsible for overseeing the Company's financial reporting process.

Auditor's Responsibilities for the Audit of the Financial Statements

Our objectives are to obtain reasonable assurance about whether the financial statements as a whole are free from material misstatement, whether due to fraud or error, and to issue an auditor's report that includes our opinion. Reasonable assurance is a high level of assurance, but is not a guarantee that an audit conducted in accordance with SAs will always detect a material misstatement when it exists. Misstatements can arise from fraud or error and are considered material if, individually or in the aggregate, they could reasonably be expected to influence the economic decisions of users taken on the basis of these financial statements.

As part of an audit in accordance with SAs specified under section 143(10) of the Act, we exercise professional judgment and maintain professional skepticism throughout the audit. We also:

- Identify and assess the risks of material misstatement of the financial statements, whether due to fraud or error, design and perform audit procedures responsive to those risks, and obtain audit evidence that is sufficient and appropriate to provide a basis for our opinion. The risk of not detecting a material misstatement resulting from fraud is higher than for one resulting from error, as fraud may involve collusion, forgery, intentional omissions, misrepresentations, or the override of internal control.



- Obtain an understanding of internal control relevant to the audit in order to design audit procedures that are appropriate in the circumstances. Under Section 143(3)(i) of the Act, we are also responsible for expressing our opinion on whether the Company has adequate internal financial controls system with reference to financial statements in place and the operating effectiveness of such controls.
- Evaluate the appropriateness of accounting policies used and the reasonableness of accounting estimates and related disclosures made by management.
- Conclude on the appropriateness of Board of Director's use of the going concern basis of accounting and, based on the audit evidence obtained, whether a material uncertainty exists related to events or conditions that may cast significant doubt on the ability of the Company to continue as a going concern. If we conclude that a material uncertainty exists, we are required to draw attention in our auditor's report to the related disclosures in the financial statements or, if such disclosures are inadequate, to modify our opinion. Our conclusions are based on the audit evidence obtained up to the date of our auditor's report. However, future events or conditions may cause the Company to cease to continue as a going concern.
- Evaluate the overall presentation, structure and content of the financial statements, including the disclosures, and whether the financial statements represent the underlying transactions and events in a manner that achieves fair presentation.

We communicate with those charged with governance regarding, among other matters, the planned scope and timing of the audit and significant audit findings, including any significant deficiencies in internal control that we identify during our audit.

We also provide those charged with governance with a statement that we have complied with relevant ethical requirements regarding independence, and to communicate with them all relationships and other matters that may reasonably be thought to bear on our independence, and where applicable, related safeguards.

Materiality is the magnitude of misstatements in the financial statements that, individually or in aggregate, makes it probable that the economic decisions of a reasonably knowledgeable user of the financial statements may be influenced. We consider quantitative materiality and qualitative factors in (i) planning the scope of our audit work and in evaluating the results of our work; and (ii) to evaluate the effect of any identified misstatements in the financial statements.

Report on Other Legal and Regulatory Requirements

1. As required by the Companies (Auditor's Report) Order, 2020 ("the Order"), issued by the Central Government of India in terms of section 143(11) of the Act, we give in the "Annexure A" a statement on the matters specified in paragraphs 3 and 4 of the Order, to the extent applicable.
2. As required by Section 143(3) of the Act, we report that:
 - a) We have sought and obtained all the information and explanations which to the best of our knowledge and belief were necessary for the purposes of our audit of the accompanying financial statements.



- b) In our opinion, proper books of account as required by law have been kept by the Company so far as it appears from our examination of those books except for the matters stated in paragraph 2(h)(vi) below on reporting under Rule 11(g) of the Companies (Audit and Auditors) Rules, 2014 (amended) ('the rules').
- c) The financial statements dealt with by this Report are in agreement with the books of account.
- d) In our opinion, the aforesaid standalone financial statements comply with the Indian Accounting Standards (referred to as "Ind AS") notified under section 133 of the Companies Act, 2013 ("the Act") read with the Companies (Indian Accounting Standards) Rules, 2015 (as amended).
- e) With respect to the maintenance of accounts and other matters concerned therein, reference is made to our remarks in paragraph 2(h)(vi) below on reporting under Rule 11(g) of the Rules.
- f) On the basis of the written representations received from the directors as on March 31, 2026 taken on record by the Board of Directors, none of the directors is disqualified as on March 31, 2026 from being appointed as a director in terms of Section 164 (2) of the Act.
- g) With respect to the adequacy of the internal financial controls with reference to financial statements of the Company as on March 31, 2026 and the operating effectiveness of such controls, refer to our separate Report in "Annexure B". Our report expresses an unmodified opinion on the adequacy and operating effectiveness of the Company's internal financial controls with reference to financial statements.
- h) With respect to the other matters to be included in the Auditor's Report in accordance with Rule 11 of the Companies (Audit and Auditors) Rules, 2014 (as amended), in our opinion and to the best of our information and according to the explanations given to us:
- i. The Company does not have any pending litigation which could impact its financial position.
 - ii. The Company has made provision, as required under the applicable law or Indian Accounting Standards, for material foreseeable losses, if any, on long-term contracts including derivative contracts.
 - iii. There were no amounts which were required to be transferred to the Investor Education and Protection Fund by the Company.
 - iv.
 - (a) The management has represented that to the best of its knowledge and belief, as disclosed in Note No. 37(k)(I) of the financial statements, no funds (which are material either individually or in aggregate) have been advanced or loaned or invested (either from borrowed funds or share premium or any other sources or kind of funds) by the company to or in any other person(s) or entity(ies), including foreign entities ("Intermediaries"), with the understanding, whether recorded in writing or otherwise, that the Intermediary shall, whether, directly or indirectly lend or invest in other persons or entities identified in any manner whatsoever by or on behalf of the company ("Ultimate Beneficiaries") or provide any guarantee, security or the like on behalf of the Ultimate Beneficiaries;



- (b) The management has represented that to the best of its knowledge and belief, as disclosed in Note No. 37(k)(II) of the financial statements, no funds (which are material either individually or in aggregate) have been received by the company from any person(s) or entity(ies), including foreign entities ("Funding Parties"), with the understanding, whether recorded in writing or otherwise, that the company shall, whether, directly or indirectly, lend or invest in other persons or entities identified in any manner whatsoever by or on behalf of the Funding Party ("Ultimate Beneficiaries") or provide any guarantee, security or the like on behalf of the Ultimate Beneficiaries; and
- (c) Based on such audit procedures performed that we have considered reasonable and appropriate in the circumstances, nothing has come to our notice that has caused us to believe that the management representations under sub-clause (a) and (b) above as required by Rule 11(e) of Companies (Audit & Auditors) Rules, 2014, as amended, contains any material mis-statement.
- v. The Company has not declared or paid dividend during the year, accordingly the provisions of section 123 of the Companies Act, 2013 are not applicable.
- vi. Based on our examination, which included test checks, the Company has a widely used ERP as its accounting software for maintaining its books of account which has a feature of recording audit trail (edit log) facility and that has operated throughout the year for all relevant transactions recorded in the software, except that database level logs records only the modified values. During the course of performing our audit procedures, we did not notice any instance of the audit trail feature being tampered with. Further, the audit trail has been preserved by the Company as per the statutory requirements for record retention. Also, refer note 49 to the financial statements.
3. In our opinion and to the best of our information and according to the explanations given to us, the remuneration paid by the Company to its manager during the year is in accordance with the provisions of Section 197 read with Schedule V to the Act.

For **Lodha & Co LLP**

Chartered Accountants

Firm's Registration No. 301051E/E300284



(Shyamal Kumar)

Partner

Membership No. 509325

UDIN: 26509325PFMVFN7237

Place: New Delhi

Date: April 14, 2026



ANNEXURE "A" TO THE INDEPENDENT AUDITOR'S REPORT

(Referred to in paragraph 1 under 'Report on Other Legal and Regulatory Requirements' section of our report of even date on the financial statements of Jindal Hunting Energy Services Limited for the year ended March 31, 2026)

i.

- (a) (A) The Company has maintained proper records showing full particulars, including quantitative details and situation of Property, Plant and Equipment.

(B) The Company has maintained proper records showing full particulars of intangible assets.
- (b) As per the physical verification program, major items of Property, Plant and Equipment were physically verified during the year by the management, which in our opinion, is reasonable having regard to the size of the Company and nature of its assets. Based on information and records provided, no material discrepancies were noticed on such verification.
- (c) According to the information and explanations given to us and on the basis of our examination of records of the Company, the Company does not have any immovable properties (other than properties where the Company is the lessee and the lease agreements are duly executed in favour of the lessee).
- (d) The Company has not revalued any of its property, plant and equipment (including Right of Use assets) or intangible assets or both during the year.
- (e) Based on the information and explanations furnished to us, no proceedings have been initiated during the year or are pending against the Company as at March 31, 2026 for holding any benami property under the Benami Transactions (Prohibition) Act, 1988 (as amended in 2016) and rules made thereunder. Accordingly, reporting under Clause 3(i)(e) of the Order is not applicable to the Company.

ii.

- (a) As per the physical verification program, the inventories of the Company were physically verified during the year by the Management at reasonable intervals. In our opinion and according to the information and explanations given to us, the coverage and procedure of such verification by the Management is appropriate having regard to the size of the Company and the nature of its operations. Discrepancies noticed were not of 10% or more in the aggregate for each class of inventories on such physical verification of inventories when compared with books of account and have been properly adjusted.
- (b) The Company had been sanctioned a working capital limit in excess of Rs. 5 crores by bank based on the security of current assets during the year. The periodic statement, in respect of the working capital limits has been filed by the Company with such bank and such returns/statements are in agreement with the books of account of the Company

iii. The Company has not made investments in, provided any guarantee or security, and granted any loans or advances in the nature of loans, secured or unsecured, to companies, firms, Limited Liability Partnerships or any other parties during the year, and hence reporting under clause 3 (iii) of the Order is not applicable.

iv. According to the information and explanation given to us and representations provided by the management, the Company has not granted any loans, made investments or provided guarantees or securities that are covered under the provisions of sections 185 or 186 of the Companies Act, 2013, and hence reporting under clause 3 (iv) of the Order is not applicable.



- v. The Company has not accepted any deposit or amounts which are deemed to be deposits referred in Sections 73, 74, 75 and 76 of the Act and the Rules framed there under to the extent notified. Hence, reporting under clause 3 (v) of the Order is not applicable.
- vi. We have broadly reviewed the books of account maintained by the Company pursuant to the rules made by the Central Government for the maintenance of cost records under section 148(1) of the Act in respect of the Company's products and services to which the said rules are made applicable and are of the opinion that prima facie, the prescribed records have been made and maintained. We have, however, not made a detailed examination of the said records with a view to determine whether they are accurate or complete.
- vii.
- (a) According to the information & explanations given to us, the Company is generally been regular in depositing undisputed statutory dues including goods and services tax, provident fund, employees' state insurance, income tax, sales tax, service tax, duty of customs, duty of excise, value added tax, cess and other material statutory dues with the appropriate authorities to the extent applicable. There were no undisputed statutory dues payable in respect of Goods and Services tax, Provident Fund, Employees' State Insurance, Income-tax, Sales Tax, Service Tax, duty of Custom, duty of Excise, Value Added Tax, cess and other material statutory dues in arrears as at March 31, 2026 for a period of more than six months from the date they become payable.
- (b) According to the records and information & explanations given to us, there are no statutory dues referred to in sub-clause (a) above which have not been deposited as on March 31, 2026 on account of any disputes.
- viii. According to the information and explanations given to us and the records of the Company examined by us, there were no transactions relating to previously unrecorded income that have been surrendered or disclosed as income during the year in the tax assessments under the Income Tax Act, 1961 (43 of 1961), that have not been previously recorded in the books of account.
- ix.
- (a) On the basis of audit procedures and according to the information and explanations given to us, in our opinion, the Company has not defaulted in the repayment of loans or other borrowings or in the payment of interest thereon to any lender during the year.
- (b) According to the information and explanations given to us including representation received from the management of the Company and on the basis of our audit procedures, we report that the Company has not been declared wilful defaulter by any bank or financial institution or government or any government authority.
- (c) In our opinion and according to the information and explanations given to us and the records of the Company examined by us, term loans availed by the Company were, applied by the Company during the year for the purposes for which the loans were obtained.
- (d) In our opinion and according to the information and explanations given to us, and on an overall examination of the financial statements of the Company, funds raised by the Company on short term basis have, prima facie, not been utilised for long term purposes.
- (e) The Company did not have any subsidiary or associate or joint venture during the year and hence, reporting under clause 3(ix)(e) of the Order is not applicable.



(f) The Company did not have any subsidiary or associate or joint venture during the year and hence, reporting under clause 3(ix)(f) of the Order is not applicable.

x.

(a) The Company has not raised moneys by way of initial public offer or further public offer (including debt instruments) during the year and hence reporting under clause 3(x)(a) of the Order is not applicable.

(b) According to the information and explanations given to us and on the basis of our examination of the records of the Company, the Company has not made any preferential allotment or private placement of shares or convertible debentures (fully or partly or optionally) during the year and hence reporting under clause (x)(b) of the Order is not applicable to the Company.

xi.

(a) During the course of our examination of the books and records of the Company, carried out in accordance with the generally accepted auditing practices in India, and according to the information and explanations given to us, we have neither come across any instance of material fraud by the Company or on the Company, noticed or reported during the year, nor have we been informed of any such case by the Management.

(b) During the course of our examination of the books and records of the Company, carried out in accordance with the generally accepted auditing practices in India, and according to the information and explanations given to us, a report under section 143(12) of the Act in Form ADT-4 as prescribed under rule 13 of Companies (Audit and Auditors) Rules, 2014 was not required to be filed with the Central Government. Accordingly, the reporting under clause 3(xi)(b) of the Order is not applicable.

(c) During the course of our examination of the books and records of the Company, carried out in accordance with the generally accepted auditing practices in India, and according to the information and explanations given to us, and as represented to us by the management, no whistle blower complaints have been received by the Company during the year (and upto the date of this report). Accordingly, the reporting under clause 3(xi)(b) of the Order is not applicable.

xii. In our opinion and according to the information and explanations given to us, the Company is not a Nidhi company and hence, reporting under clause 3(xii) of the Order is not applicable.

xiii. According to the information and explanations and records made available by the management of the Company and audit procedures performed, the Company is in compliance with Section 177 and Section 188 of the Companies Act, where applicable, for all transactions entered into by the Company with the related parties and the details of such related party transactions have been disclosed in the financial statements etc. as required by the applicable Indian accounting standards.

xiv. The Company is not mandated to have an internal audit system during the year. Accordingly, the report under clause 3(xiv)(a) and 3(xiv)(b) of the Order is not applicable to the Company.

xv. On the basis of records made available to us and according to information and explanations given to us, the Company has not entered into non-cash transactions with the directors or persons connected with its directors and hence provisions of section 192 of the Companies Act, 2013 are not applicable to the Company.

xvi. The Company is not required to be registered under section 45-IA of the Reserve Bank of India Act




1934 and hence reporting under clause 3 (xvi)(a), (b) and (c) of the Order is not applicable. As per the information and representation provided by the management, the Group does not have any CIC as part of the group and accordingly reporting under clause 3 (xvi)(d) of the Order is not applicable.

- xvii. The Company has not incurred cash losses during the financial year covered by our audit and in the immediately preceding financial year respectively.
- xviii. There has been no resignation of the statutory auditors of the Company during the year.
- xix. According to the information and explanations given to us and on the basis of the financial ratios, ageing and expected dates of realization of financial assets and payment of financial liabilities, other information accompanying the financial statements and our knowledge of the Board of Directors and Management plans and based on our examination of the evidence supporting the assumptions, nothing has come to our attention, which causes us to believe that any material uncertainty exists as on the date of the audit report indicating that Company is not capable of meeting its liabilities existing at the date of balance sheet as and when they fall due within a period of one year from the balance sheet date. We, however, state that this is not an assurance as to the future viability of the Company and/ or certificate with respect to meeting financial obligations by the Company as and when they fall due. We further state that our reporting is based on the facts up to the date of the audit report and we neither give any guarantee nor any assurance that all liabilities falling due within a period of one year from the balance sheet date, will get discharged by the Company as and when they fall due.
- xx. The Company has fully spent the required amount towards Corporate Social Responsibility (CSR) and there is no unspent CSR amount for the year requiring a transfer to a Fund specified in Schedule VII to the Companies Act or special account in compliance with the provision of sub-section (6) of section 135 of the said Act. Accordingly, reporting under clause 3(xx) of the Order is not applicable for the year.
- xxi. The Company did not have any subsidiary or associate or joint venture and thus Company is not required to prepare Consolidated Financial Statements. Accordingly, reporting under clause 3(xxi) of the Order is not applicable.

For **Lodha & Co LLP**

Chartered Accountants

Firm's Registration No. 301051E/E300284



(Shyamal Kumar)

Partner

Membership No. 509325

Place: New Delhi

Date: April 14, 2026



ANNEXURE "B" TO THE INDEPENDENT AUDITOR'S REPORT

(Referred to in paragraph 2(f) under 'Report on Other Legal and Regulatory Requirements' section of our report of even date on the financial statements of Jindal Hunting Energy Services Limited for the year ended March 31, 2026)

Report on the internal financial controls with reference to the financial statements under Clause (i) of Sub-section 3 of Section 143 of the Companies Act, 2013 ("the Act")

We have audited the internal financial controls with reference to the financial statements of **JINDAL HUNTING ENERGY SERVICES LIMITED** ("the Company") as of March 31, 2026 in conjunction with our audit of the Ind AS financial statements of the Company for the year ended on that date.

Management's Responsibility for Internal Financial Controls

The Board of Directors of the Company is responsible for establishing and maintaining internal financial controls based on the internal financial controls with reference to the financial statements criteria established by the Company considering the essential components of internal control stated in the Guidance Note on Audit of Internal Financial Controls Over Financial Reporting issued by the Institute of Chartered Accountants of India ("ICAI"). These responsibilities include the design, implementation and maintenance of adequate internal financial controls that were operating effectively for ensuring the orderly and efficient conduct of its business, including adherence to respective Company's policies, the safeguarding of its assets, the prevention and detection of frauds and errors, the accuracy and completeness of the accounting records, and the timely preparation of reliable financial information, as required under the Act.

Auditor's Responsibility

Our responsibility is to express an opinion on Company's internal financial controls with reference to the financial statements of the Company based on our audit. We conducted our audit in accordance with the Guidance Note on Audit of Internal Financial Controls Over Financial Reporting (the "Guidance Note") issued by the ICAI and the Standards on Auditing prescribed under Section 143(10) of the Companies Act, 2013, to the extent applicable to an audit of internal financial controls. Those Standards and the Guidance Note require that we comply with ethical requirements and plan and perform the audit to obtain reasonable assurance about whether adequate internal financial controls with reference to the financial statements was established and maintained and if such controls operated effectively in all material respects.

Our audit involves performing procedures to obtain audit evidence about the adequacy of the internal financial controls system with reference to the financial statements and their operating effectiveness. Our audit of internal financial controls with reference to the financial statements included obtaining an understanding of such internal financial controls, assessing the risk that a material weakness exists, and testing and evaluating the design and operating effectiveness of internal control based on the assessed risk. The procedures selected depend on the auditor's judgement, including the assessment of the risks of material misstatement of the financial statements, whether due to fraud or error.

We believe that the audit evidence we have obtained, is sufficient and appropriate to provide a basis for our audit opinion on the Company's internal financial controls with reference to the financial statements.



Meaning of Internal Financial Controls with reference to the Financial Statements

A Company's internal financial control with reference to the financial statements is a process designed to provide reasonable assurance regarding the reliability of financial reporting and the preparation of financial statements for external purposes in accordance with generally accepted accounting principles. A Company's internal financial control with reference to the financial statements includes those policies and procedures that (1) pertain to the maintenance of records that, in reasonable detail, accurately and fairly reflect the transactions and dispositions of the assets of the Company; (2) provide reasonable assurance that transactions are recorded as necessary to permit preparation of financial statements in accordance with generally accepted accounting principles, and that receipts and expenditures of the Company are being made only in accordance with authorizations of management and directors of the Company; and (3) provide reasonable assurance regarding prevention or timely detection of unauthorized acquisition, use, or disposition of the Company's assets that could have a material effect on the financial statements.

Inherent Limitations of Internal Financial Controls with reference to the Financial Statements

Because of the inherent limitations of internal financial controls with reference to the financial statements, including the possibility of collusion or improper management override of controls, material misstatements due to error or fraud may occur and not be detected. Also, projections of any evaluation of the internal financial controls with reference to the financial statements to future periods are subject to the risk that the internal financial control with reference to the financial statements may become inadequate because of changes in conditions, or that the degree of compliance with the policies or procedures may deteriorate.

Opinion

In our opinion, to the best of our information and according to the explanations given to us, the Company has, in all material respects, an adequate internal financial controls system with reference to the financial statements and such internal financial controls with reference to the financial statements were operating effectively as at March 31, 2026, based on the internal control with reference to the financial statements criteria established by the Company considering the essential components of internal control stated in the Guidance Note on Audit of Internal Financial Controls Over Financial Reporting issued by the ICAI.

For **Lodha & Co LLP**

Chartered Accountants

Firm's Registration No. 301051E/E300284



(Shyamal Kumar)

Partner

Membership No. 509325

Place: New Delhi

Date: April 14, 2026



Jindal Hunting Energy Services Limited
Balance Sheet as at March 31, 2026

(₹ lakhs)

Particulars	Notes	As at March 31, 2026	As at March 31, 2025
ASSETS			
(1) Non-Current Assets			
(a) Property, plant and equipment	5A	9,903.07	10,576.15
(b) Capital work-in-progress	5C	4.40	7.85
(c) Right of Use Assets	5A	2,588.81	2,935.69
(d) Intangible assets	5B	12.63	2.51
(e) Financial assets			
(i) Other financial assets	6	341.74	341.50
(f) Other non-current assets	7	165.73	14.56
Sub-total(A)		13,016.38	13,878.26
(2) Current Assets			
(a) Inventories	8	1,273.35	1,203.23
(b) Financial assets			
(i) Trade receivables	9	247.84	557.73
(ii) Cash and cash equivalents	10	-	4,858.04
(iii) Bank balances other than (ii) above		2,000.00	
(iii) Other financial assets	11	47.21	135.81
(c) Current tax assets (Net)	12	62.49	25.10
(d) Other current assets	13	75.25	165.69
Sub-total(B)		3,706.14	6,945.60
TOTAL ASSETS(A+B)		16,722.52	20,823.86
EQUITY AND LIABILITIES			
Equity			
(a) Equity share capital	14	3,000.00	3,000.00
(b) Other equity	15	9,227.60	4,903.88
Sub-total(C)		12,227.60	7,903.88
Liabilities			
(1) Non-Current Liabilities			
(a) Financial liabilities			
(i) Borrowings	16	-	5,238.34
(ii) Lease Liabilities	17	2,576.45	2,857.83
(b) Provisions	18	75.62	49.55
(c) Deferred tax liabilities (Net)	38	330.45	255.08
(d) Other non-current liabilities	19	452.63	452.63
Sub-total(D)		3,435.15	8,853.43
(2) Current Liabilities			
(a) Financial liabilities			
(i) Borrowings	20	56.02	2,124.23
(ii) Lease Liabilities	17	281.38	257.25
(iii) Trade payables	21		
(A) total outstanding dues of micro enterprises and small enterprises; and		54.53	28.89
(B) total outstanding dues of creditors other than micro enterprises and small enterprises.		148.55	490.29
(iv) Other financial liabilities	22	489.22	1,038.54
(b) Other current liabilities	23	27.76	124.89
(c) Provisions	24	2.31	2.46
Sub-total(E)		1,059.77	4,066.55
TOTAL EQUITY AND LIABILITIES(C+D+E)		16,722.52	20,823.86

This is the Balance Sheet referred to in our report of even date.
The accompanying notes are integral part of these financial statements.

For and on behalf of Board of Directors of Jindal Hunting Energy Services Limited

For Lodha & Co LLP
Chartered Accountants
Firm Registration Number: 301051E/E300284

Shyamal Kumar
Partner
Membership Number: 509325
Place: New Delhi
Date: April 14, 2026

Narendra Mantri
DIN: 02626772
Director
Place: New Delhi

Qng Kah Tia
DIN: 09597129
Director
Place: Singapore

Mukesh K. Saraf
CFO & Company Secretary
M. No. ACS 24665
Place: New Delhi




Jindal Hunting Energy Services Limited
Statement of Profit and Loss for the year ended March 31, 2026

Particulars	Notes	(₹ lakhs)	
		Year Ended March 31, 2026	Year Ended March 31, 2025
I Income			
Revenue from operations	25	14,609.91	17,544.81
Other income	26	292.24	190.68
Total Income (I)		14,902.15	17,735.49
II Expenses			
Cost of materials consumed		2,264.51	2,517.03
Purchases of Stock-in-Trade		-	48.40
Changes in inventories of finished goods and work-in-progress	27	(63.96)	42.74
Employee benefits expense	28	1,691.08	1,554.62
Finance costs	29	580.52	999.71
Depreciation and amortisation	30	1,098.44	1,045.64
Other expenses	31	4,085.71	5,295.35
Total Expenses (II)		9,656.30	11,503.49
III Profit before tax (I-II)		5,245.85	6,232.00
IV Tax expense:			
(i) Current tax	43	857.42	784.21
(ii) Deferred tax	43	73.54	295.84
Total Tax expense (IV)		930.96	1,080.05
V Profit for the year (III-IV)		4,314.89	5,151.95
VI Other Comprehensive Income			
Items that will not be reclassified to profit or loss			
(i) Re-measurement gains/ (losses) on defined benefit plans		10.66	(0.05)
(ii) Income tax effect on above		(1.83)	0.01
Total Other Comprehensive Income for the year (VI)		8.83	(0.04)
VII Total Comprehensive Income for the year (V+VI) (Comprising Profit and other comprehensive Income)		4,323.72	5,151.91
VIII Earnings per equity share of ₹ 10 each	46		
(1) Basic (₹)		14.38	17.17
(2) Diluted (₹)		14.38	17.17

This is the Statement of Profit and Loss referred to in our report of even date.
The accompanying notes are integral part of these financial statements.


For and on behalf of Board of Directors of Jindal Hunting Energy Services Limited

For Lodha & Co LLP
Chartered Accountants
Firm Registration Number: 301051E/E300284


Shyamal Kumar
Partner
Membership Number: 509325
Place: New Delhi
Date: April 14, 2026


Narendra Mantri
DIN: 02626772
Director
Place: New Delhi


Ong Kah Tia
DIN: 09597129
Director
Place: Singapore


Mukesh K. Saraf
CFO & Company Secretary
M. No. ACS 24665
Place: New Delhi



Jindal Hunting Energy Services Limited
Statement Of Changes In Equity for the year ended March 31,2026

A. Equity Share Capital		(₹ lakhs)
Particulars	No. of Shares	Amount
As at 31st March 2024	3,00,00,000	3,000.00
Add: Issued during the year	-	-
As at 31st March 2025	3,00,00,000	3,000.00
Add: Issued during the year	-	-
As at 31st March 2026	3,00,00,000	3,000.00

B. Other Equity		(₹ lakhs)	
Particulars	Reserves and Surplus		Total
	Retained Earnings	Re-measurement of the net defined benefit Plans	
Balance as at March 31,2024	(248.08)	0.05	(248.03)
Profit for the year	5,151.95	-	5,151.95
Other Comprehensive Income		(0.04)	(0.04)
Balance as at March 31,2025	4,903.87	0.01	4,903.88
Profit for the year	4,314.89	-	4,314.89
Other Comprehensive Income	-	8.83	8.83
Balance as at March 31, 2026	9,218.76	8.84	9,227.60

This is the Statement of Changes in Equity referred to in our report of even date.
The accompanying notes are integral part of these financial statements.

For and on behalf of **Board of Directors of Jindal Hunting Energy Services Limited**

For Lodha & Co LLP
Chartered Accountants
Firm Registration Number: 301051E/E300284



Shyamal Kumar
Partner
Membership Number: 509325
Place: New Delhi
Date: April 14, 2026




Narendra Mantri
DIN: 02626772
Director
Place: New Delhi



Ong Kah Tia
DIN: 09597129
Director
Place: Singapore



Mukesh K. Saraf
CFO & Company Secretary
M. No. ACS 24665
Place: New Delhi

Jindal Hunting Energy Services Limited
Statement of Cash flows for the year ended March 31,2026

(₹ lakhs)

Particulars	Year Ended March 31,2026	Year Ended March 31,2025
A. Cash Inflow (Outflow) from The Operating Activities :		
Net Profit/ (loss) before tax	5,245.85	6,232.00
Adjustments for		
Add/(less)		
Depreciation and amortisation	1,098.44	1,045.64
Finance cost	580.52	999.71
Profit on sale of Fixed Assets	(0.20)	(1.01)
Effect of unrealised foreign exchange (gain)/loss	55.75	(5.43)
Loss allowance for trade receivables, others and advance	14.08	
Interest Income	(289.27)	(162.82)
Operating profit before working capital changes	1,459.32	1,876.09
Changes in operating assets and liabilities:		
Other financial assets and other assets	182.32	471.48
Trade payable	(316.10)	(331.40)
Trade receivable	295.81	183.85
Inventories	(70.12)	(521.96)
Other financial liabilities and other liabilities	(612.83)	295.71
	(520.92)	97.68
Cash generated from operations	6,184.25	8,205.77
Tax Paid (net of refund)	(894.81)	(706.90)
Net cash inflow / (outflow) from operating activities	5,289.44	7,498.87
B. Cash Inflow/(Outflow) from Investing Activities :		
Purchase of Property, Plant and Equipment	(241.09)	(1,174.31)
Sale proceeds from Property, Plant and Equipment	1.08	2.26
Redemption of / (investment in) deposits with banks (net)	(2,000.00)	-
Interest received	289.64	137.29
Net Cash Inflow/(Outflow) from Investing Activities	(1,950.37)	(1,034.76)
C. Cash Inflow/(Outflow) from Financing Activities :		
Finance cost paid	(353.84)	(697.81)
Proceeds/(Repayment) from non-current borrowings	(7,316.05)	(783.92)
Repayment of Lease liabilities	(527.22)	(527.22)
Net Cash Inflow/(Outflow) From financing Activities	(8,197.11)	(2,008.95)
Net Changes In Cash and Cash Equivalents	(4,858.04)	4,455.16
Cash and cash equivalents at beginning of the year	4,858.04	402.88
Cash and cash equivalents at end of the year	0.00	4,858.04
Cash and Cash Equivalent	As at March 31, 2026	As at March 31, 2025
Balance with banks in Current accounts	-	4,858.04
Cash on hand	-	-
	-	4,858.04

Change in liabilities arising from financing activities

Particulars	Opening balance as at April 1,2025	Proceeds/ (Repayments)	Other Adjustments*	Closing balance as at March 31,2026
Non-current Borrowings	7,362.57	(7,372.07)	9.50	-
Current Borrowings	-	56.02	-	56.02
Total	7,362.57	(7,316.05)	9.50	56.02

Particulars	Opening balance as at April 1,2024	Proceeds	Other Adjustments*	Closing balance as at March 31,2025
Non-current Borrowings	8,129.82	(783.92)	16.67	7,362.57
Current Borrowings	-	-	-	-
Total	8,129.82	(783.92)	16.67	7,362.57

* Effective interest rate impact as per Ind AS


NOTE:

1. Increase/(decrease) in current borrowings are shown net of repayments.
2. Figures in bracket indicates cash outflow.
3. The above cash flow statement has been prepared under the indirect method setout in IND AS-7 'Statement of Cash Flows'.

This is the statement of Cash flows referred to in our report of even date.

The accompanying notes are integrated part of these financial statement

For Lodha & Co LLP
Chartered Accountants
Firm Registration Number: 301051E/E300284


Shyamal Kumar
Partner
Membership Number: 509325
Place: New Delhi
Date: April 14, 2026

For and on behalf of **Board of Directors of Jindal Hunting Energy Services Limited**


Narendra Mantri
DIN: 02626772
Director
Place: New Delhi


Ong Kah Tia
DIN: 09597129
Director
Place: Singapore


Mukesh K. Saraf
CFO & Company Secretary
M. No. ACS 24665
Place: New Delhi



Jindal Hunting Energy Services Limited
Notes to Financial Statements

1. Corporate and General Information

Jindal Hunting Energy Services Limited ("JHESL" or "the Company") is an unlisted public company incorporated in India. The registered office of the company is situated at A-1, UPSIDC Industrial Area, Nandgaon Road, Kosi Kalan, District Mathura, 281403 (U.P.) India.

The Company's object is to thread premium connection on seamless casing & tubing having its application in critical applications like Deepwell application, High Pressure High Temperature application etc.

Summary of Material Accounting Policies

2. Basis of preparation

The financial statements comply in all material aspects with Indian Accounting Standards (IND AS) notified under Section 133 of the Companies Act, 2013 (the Act) [Companies (Indian Accounting Standards) Rules, 2015] and other relevant provisions of the Act.

The material accounting policies used in preparing the financial statements are set out in Note 3 of the Notes to the Financial Statements.

3.1 Basis of Measurement

The financial statements have been prepared on accrual basis and under the historical cost convention except for the items that have been measured at fair value as required by the relevant Ind AS.

The financial statements are presented in Indian Rupees (₹), which is the Company's functional and presentation currency and all amounts are rounded to the nearest lakhs (₹ 00,000) and two decimals thereof, except as stated otherwise.

3.2 Use of Estimates

The preparation of the financial statements requires management to make estimates and assumptions. Actual results could vary from these estimates. The estimates and underlying assumptions are reviewed on an ongoing basis. Revisions to accounting estimates are recognised in the period in which the estimate is revised if the revision effects only that period or in the period of the revision and future periods if the revision affects both current and future years (refer Note 4 on critical accounting estimates, assumptions and judgements).

3.3 Property, Plant and Equipment

Property, Plant and Equipment are carried at cost less accumulated depreciation and accumulated impairment losses, if any. Cost includes expenditure that is directly attributable to the acquisition of the items.

Subsequent costs are included in the asset's carrying amount or recognised as a separate asset, as appropriate, only when it is probable that future economic benefits associated with the item will flow to the Company and the cost of the item can be measured reliably. All preoperative expenses of capital nature are capitalised with cost of fixed assets in relation to which they have incurred.

Assets are depreciated to the residual values on a straight line basis over the estimated useful lives based on technical estimates. Assets residual values and useful lives are reviewed at each financial year end considering the physical condition of the assets and benchmarking analysis or whenever there are indicators for review of residual value and useful life. The residual value of the asset is not more than 5% of the original cost of the asset, except assets (Mobile, Car, Laptop) which are under option to acquire by the employee under relevant HR Policy and moulds, for which salvage value is based on estimated saleable value. Estimated useful lives of the assets are as follows:

Category of Assets	Life in years
Office Equipments	2 - 5
Computers	3 - 6
Plant & Equipment	5 - 30
Furniture and Fixures	3 - 10
Vehicles	5 - 8
Intangible	3 - 6

3.4 Intangible Assets

Identifiable intangible assets are recognised a) when the Company controls the asset, b) it is probable that future economic benefits attributed to the asset will flow to the Company and c) the cost of the asset can be reliably measured. The assets useful lives are reviewed at each financial year end.

3.5 Cash and cash equivalents

Cash and cash equivalents includes cash on hand and at bank, deposits held at call with banks, other short-term highly liquid investments with original maturities of three months or less that are readily convertible to a known amount of cash and are subject to an insignificant risk of changes in value and are held for the purpose of meeting short-term cash commitments.

For the purpose of the Statement of Cash Flows, cash and cash equivalents consists of cash and short term deposits, as defined above.

3.6 Inventories

Inventories are valued at the lower of cost and net realizable value except scrap, which is valued at net realizable value. Net realisable value is the estimated selling price in the ordinary course of business, less estimated costs of completion and the estimated costs necessary to make the sale. The cost of inventories comprises of cost of purchase, cost of conversion and other costs incurred in bringing the inventories to their respective present location and condition. Cost is computed on the weighted average basis.



Jindal Hunting Energy Services Limited
Notes to Financial Statements

3.7 Leases

Lease accounting by lessee

Company as lessee will measure the right-of-use asset at cost by recognition a right-of-use asset and a lease liability on initial measurement of the right-of-use asset at the commencement date of the lease.

The cost of the right-of-use asset will comprise:

- i) the amount of the initial measurement of the lease liability,
- ii) any lease payments made at or before the commencement date less any incentives received,
- iii) any initial direct costs incurred,
- iv) an estimate of costs to be incurred in dismantling and removing the underlying asset, restoring the site on which it is located or restoring the underlying asset to the condition required by the terms and conditions of the lease, unless those costs are incurred to produce inventories.

Lease liability will be initially measured at the present value of the lease payments that are not paid at that date. The lease payments are discounted using the interest rate implicit in the lease, if the rate cannot be readily determined incremental borrowing rate will be considered. Interest on lease liability in each period during the lease will be the amount that produces a constant periodic rate of interest on the remaining balance of the lease liability.

Lease payments will comprise the following payments for the right to use the underlying asset during the lease term that are not paid at the commencement date:

- i) fixed payments less any lease incentives receivable
- ii) variable lease payments
- iii) amounts expected to be payable under residual value guarantees
- iv) the exercise price of a purchase option, if the Company is reasonably certain to exercise that option
- v) payments of penalties for terminating the lease, if the lease term reflects the Company exercising an option to terminate the lease.

Subsequent measurement of the right-of-use asset after the commencement date will be at cost model, the value of right-of-use asset will be initially measured cost less accumulated depreciation and any accumulated impairment loss and adjustment for any re-measurement of the lease liability.

The right-of-use asset will be depreciated from the commencement date to the earlier of the end of the useful life of the asset or the end of lease term, unless lease transfers ownership of the underlying asset to the company by the end of the lease term or if the cost of the right-of-asset reflects that the Company will exercise a purchase option, in such case the Company will depreciate asset to the end of the useful life.

Subsequent measurement of the lease liability after the commencement date will reflect the initially measured liability increased by interest on lease liability, reduced by lease payments and re-measuring the carrying amount to reflect any re-assessment or lease modification.

Right-of-use asset and lease liability are presented on the face of balance sheet. Depreciation charge on right-to-use is presented under depreciation expense as a separate line item. Interest charge on lease liability is presented under finance cost as a separate line item. Under the cash flow statement, cash flow from lease payments including interest are presented under financing activities. Short-term lease payments, payments for leases of low-value assets and variable lease payments that are not included in the measurement of the lease liabilities are presented as cash flows from operating activities.

Category of Assets	Life in years
ROU	Lease period for 10 Yrs

Lease accounting by lessor

Company as a lessor needs to classify each of its leases either as an operating lease or a finance lease. A lease is classified as a finance lease if it transfers substantially all the risks and rewards incidental to ownership of an underlying asset. A lease is classified as an operating lease if it does not transfer substantially all the risks and rewards incidental to ownership of an underlying asset.

Finance lease

At the commencement date, will recognise assets held under a finance lease in its balance sheet and present them as a receivable at an amount equal to the net investment in the lease. Net investment is the discount value of lease receipts net of initial direct costs using the interest rate implicit in the lease. For subsequent measurement of finance leased assets, the company will recognise interest income over the lease period, based on a pattern reflecting a constant periodic rate of return on the company's net investment in the lease.

Operating lease

Company will recognise lease receipts from operating leases as income on either a straight-line basis or another systematic basis. Company will recognise costs, including depreciation incurred in earning the lease income as expense.



3.8 Employee benefits

a) Short term employee benefits are recognized as an expense in the Statement of Profit and Loss of the year in which the related services are rendered. Liabilities for wages and salaries, including non-monetary benefits that are expected to be settled wholly within 12 months after the end of the period in which the employees render the related service are recognised in respect of employees' services up to the end of the reporting period and are measured at the amounts expected to be paid when the liabilities are settled. The liabilities are presented as current employee benefit obligations in the balance sheet.

b) Compensated absences is accounted for using the projected unit credit method, on the basis of actuarial valuations carried out by third party actuaries at each Balance Sheet date.

c) Contribution to Provident Fund, a defined contribution plan, is made in accordance with the statute, and is recognised as an expense in the year in which employees have rendered services.

d) The liability or asset recognised in the balance sheet in respect of gratuity plans is the present value of the defined benefit obligation at the end of the reporting period less the fair value of plan assets. The defined benefit obligation is calculated annually by actuaries using the projected unit credit method.



Jindal Hunting Energy Services Limited

Notes to Financial Statements

The present value of the defined benefit obligation denominated in Indian Rupees (₹) is determined by discounting the estimated future cash outflows by reference to market yields at the end of the reporting period on government bonds that have terms approximating to the terms of the related obligation.

The net interest cost is calculated by applying the discount rate to the net balance of the defined benefit obligation and the fair value of plan assets. This cost is included in employee benefit expense in the statement of profit and loss.

Re-measurement gains and losses arising from experience adjustments and changes in actuarial assumptions are recognised in the period in which they occur, directly in other comprehensive income. They are included in retained earnings in the statement of changes in equity and in the balance sheet.

Changes in the present value of the defined benefit obligation resulting from plan amendments or curtailments are recognised immediately in profit or loss as past service cost.

3.9 Foreign currency reinstatement

a) Functional and presentation currency

Financial statements have been presented in Indian Rupees (₹), which is the Company's functional and presentation currency.

b) Transactions and balances

Transactions in foreign currencies are initially recorded by the Company at rates prevailing at the date of the transaction. Foreign exchange gains and losses resulting from the settlement of such transactions and from the translation of monetary assets and liabilities denominated in foreign currencies at the year end exchange rates are recognised in statement of profit and loss.

All other foreign exchange gains and losses are presented in the statement of profit and loss on a net basis within other gains/(losses).

Non-monetary items that are measured at fair value in foreign currency are translated using the exchange rates at the date when the fair value was determined.

3.10 Financial instruments – initial recognition, subsequent measurement and impairment

A financial instrument is any contract that gives rise to a financial asset of one entity and a financial liability or equity instrument of another entity.

a) Financial Assets

Financial Assets are classified at amortised cost or fair value through Other Comprehensive Income or fair value through Profit or Loss, depending on its business model for managing those financial assets and the assets contractual cash flow characteristics.

For impairment purposes significant financial assets are tested on an individual basis, other financial assets are assessed collectively in Company that share similar credit risk characteristics.

Measurement

At initial recognition, the Company measures a financial asset (except trade receivable that does not contain significant financing component) at its fair value plus, in the case of a financial asset not at fair value through profit or loss, transaction costs that are directly attributable to the acquisition of the financial asset. Transaction costs of financial assets carried at fair value through profit or loss are expensed in profit or loss.

Trade receivables

A receivable is classified as a 'trade receivable' if it is in respect to the amount due from customers on account of goods sold or services rendered in the ordinary course of business. Trade receivables are recognised initially at transaction value except trade receivable that contains significant financing component that are subsequently measured at amortised cost using effective interest method, less provision for impairment. For some trade receivables the Company may obtain security in the form of guarantee, security deposit or letter of credit which can be called upon if the counterparty is in default under the terms of the agreement.

Impairment is made on the expected credit losses, which are the present value of the cash shortfalls over the expected life of financial assets. The impairment methodology applied depends on whether there has been a significant increase in credit risk. The estimated impairment losses are recognised in a separate provision for impairment and the impairment losses are recognised in the Statement of Profit and Loss within other expenses.

Subsequent changes in assessment of impairment are recognised in provision for impairment and the change in impairment losses are recognised in the Statement of Profit and Loss within other expenses.

For foreign currency trade receivable, impairment is assessed after reinstatement at closing rates.

Individual receivables which are known to be uncollectible are written off by reducing the carrying amount of trade receivable and the amount of the loss is recognised in the Statement of Profit and Loss within other expenses.

Subsequent recoveries of amounts previously written off are credited to other Income.

De-recognition of financial asset

A financial asset is derecognised only when

- The company has transferred the rights to receive cash flows from the financial asset or
- Retains the contractual rights to receive the cash flows of the financial asset, but assumes a contractual obligation to pay the cash flows to one or more recipients.

Where the entity has transferred an asset, the company evaluates whether it has transferred substantially all risks and rewards of ownership of the financial asset. In such cases, the financial asset is derecognised. Where the entity has not transferred substantially all risks and rewards of ownership of the financial asset, the financial asset is not derecognised.

Where the entity has neither transferred a financial asset nor retains substantially all risks and rewards of ownership of the financial asset, the financial asset is derecognised if the company has not retained control of the financial asset. Where the company retains control of the financial asset, the asset is continued to be recognised to the extent of continuing involvement in the financial asset.



Jindal Hunting Energy Services Limited
Notes to Financial Statements

b) Financial liabilities

At initial recognition, all financial liabilities other than fair valued through profit and loss are recognised initially at fair value less transaction costs that are attributable to the issue of financial liability. Transaction costs of financial liability carried at fair value through profit or loss is expensed in profit or loss.

i) Financial liabilities at fair value through profit or loss

Financial liabilities at fair value through profit or loss include financial liabilities held for trading. The Company has not designated any financial liabilities upon initial measurement recognition at fair value through profit or loss. Financial liabilities at fair value through profit or loss are at each reporting date at fair value with all the changes recognized in the Statement of Profit and Loss.

ii) Financial liabilities measured at amortized Cost

Borrowings

Borrowings are initially recognised at fair value, net of transaction costs incurred. Borrowings are subsequently measured at amortised cost. Any difference between the proceeds (net of transaction costs) and the redemption amount is recognised in profit or loss over the period of the borrowings using the effective interest method. Fees paid on the establishment of loan facilities are recognised as transaction costs of the loan to the extent that it is probable that some or all of the facility will be drawn down. In this case, the fee is deferred until the draw down occurs. To the extent there is no evidence that it is probable that some or all of the facility will be draw down, the fee is capitalized as a prepayment for liquidity services and amortized over the period of the facility to which it relates.

Borrowings are derecognised from the balance sheet when the obligation specified in the contract is discharged, cancelled or expired. The difference between the carrying amount of a financial liability that has been extinguished or transferred to another party and the consideration paid, including any non-cash assets transferred or liabilities assumed, is recognised in profit or loss as other gains/(losses).

Borrowings are presented under current liabilities unless the company has unconditional right to defer settlement of the liability for at least twelve months after reporting period.

Trade and other payables

A payable is classified as 'trade payable' if it is in respect of the amount due on account of goods purchased or services received in the normal course of business. These amounts represent liabilities for goods and services provided to the Company prior to the end of financial year which are unpaid. Trade and other payables are presented as current liabilities unless payment is not due within 12 months after the reporting period. They are recognised initially at their fair value and subsequently measured at amortised cost using the effective interest method.

De-recognition of financial liability

A financial liability is derecognised when the obligation under the liability is discharged or cancelled or expires. The difference between the carrying amount of a financial liability that has been extinguished or transferred to another party and the consideration paid, including any non-cash assets transferred or liabilities assumed, is recognised in profit or loss as other income or finance costs.

Offsetting financial instruments

Financial assets and liabilities are offset and the net amount is reported in the balance sheet where there is a legally enforceable right to offset the recognised amounts and there is an intention to settle on a net basis or realise the asset and settle the liability simultaneously. The legally enforceable right must not be contingent on future events and must be enforceable in the normal course of business and in the event of default, insolvency or bankruptcy of the Company or the counterparty.

3.11 Equity share capital

Ordinary shares are classified as equity. Incremental costs net of taxes directly attributable to the issue of new equity shares are reduced from retained earnings, net of taxes.

3.12 Borrowing costs

General and specific borrowing costs that are directly attributable to the acquisition, construction or production of a qualifying asset are capitalised during the period of time that is required to complete and prepare the asset for its intended use or sale. Qualifying assets are assets that necessarily take a substantial period of time to get ready for their intended use or sale.

Other borrowing costs are expensed in the period in which they are incurred.

3.13 Taxation

Income tax expenses or credit for the period comprised of tax payable on the current period's taxable income based on the applicable income tax rate, the changes in deferred tax assets and liabilities attributable to temporary differences.

Tax is recognised in the Statement of Profit and Loss, except to the extent that it relates to items recognised directly in equity or other comprehensive income, in such cases the tax is also recognised directly in equity or in other comprehensive income. Any subsequent change in direct tax on items initially recognised in equity or other comprehensive income is also recognised in equity or other comprehensive income, such change could be for change in tax rate.

The current income tax charge or credit is calculated on the basis of the tax law enacted after considering allowances, exemptions and unused tax losses under the provisions of the applicable Income Tax Laws. Current tax assets and current tax liabilities are off set, and presented as net.

Deferred income tax is recognised, using the liability method, on temporary differences arising between the tax base of assets and liabilities and their carrying amounts in the financial statements. Deferred income tax is determined using tax rates and laws that have been enacted or substantially enacted by the end of the reporting period and are expected to apply when the related deferred income tax asset is realised or the deferred income tax liability is settled.



Jindal Hunting Energy Services Limited
Notes to Financial Statements

Deferred tax liabilities are recognised for all taxable temporary differences and deferred tax assets are recognised for all deductible temporary differences and unused tax losses only if it is probable that future taxable amounts will be available to utilise those temporary differences and losses. Deferred tax assets and deferred tax liabilities are off set, and presented as net.

The carrying amount of deferred tax assets is reviewed at each balance sheet date and reduced to the extent that it is no longer probable that sufficient taxable profits will be available against which the temporary differences can be utilised.

3.14 Revenue Recognition and Other income

Revenue towards satisfaction of a performance obligation is measured at the amount of transaction price (net of variable consideration) allocated to that performance obligation.

a) Sale of goods

Revenue from sale of goods is recognised when control of products, being sold has been transferred to the customer and when there are no longer any unfulfilled obligations to the customer.

b) Sale of services

Revenue from job work charges are recognised based on stage of completion of the contract subject to job work. Stage of completion is determined using "Input methods" as a proportion of cost incurred to date to the total estimated contract cost. Estimated loss on job work to be undertaken in future years are provided for in the period in which the estimate results in a loss on job work.

Other Income

Interest

Interest income is recognised on a time proportion basis taking into account the amount outstanding and the rate applicable.

3.15 Earnings per share

Basic earnings per share is computed using the net profit for the year attributable to the shareholders' and weighted average number of shares outstanding during the year.

Diluted earnings per share is computed using the net profit for the year attributable to the shareholder' and weighted average number of equity and potential equity shares outstanding during the year including share options, convertible preference shares and debentures, except where the result would be anti-dilutive.

3.16 Provisions

a) Provisions

Provisions are recognised when the Company has a present obligation (legal or constructive) as a result of a past event, it is probable that an outflow of resources embodying economic benefits will be required to settle the obligation and a reliable estimate can be made of the amount of the obligation. Provisions are not recognised for future operating losses.

Provisions are measured at the present value of management's best estimate of the expenditure required to settle the present obligation at the end of the reporting period. The discount rate used to determine the present value is a pre-tax rate that reflects current market assessments of the time value of money and the risks specific to the liability. The increase in the provision due to the passage of time is recognised as interest expense.

i) Gratuity and Compensated absences provision

Refer Note 3.8 for provision relating to gratuity and Compensated absences.

3.17 Current versus non-current classification

The Company presents assets and liabilities in balance sheet based on current/non-current classification.

The Company has presented non-current assets and current assets before equity, non-current liabilities and current liabilities in accordance with Schedule III, Division II of Companies Act, 2013 notified by MCA.

An asset is classified as current when it is:

- a) Expected to be realised or intended to be sold or consumed in normal operating cycle,
- b) Held primarily for the purpose of trading,
- c) Expected to be realised within twelve months after the reporting period, or
- d) Cash or cash equivalent unless restricted from being exchanged or used to settle a liability for at least twelve months after the reporting period.

All other assets are classified as non-current.

A liability is classified as current when it is:

- a) Expected to be settled in normal operating cycle.
- b) Held primarily for the purpose of trading,
- c) Due to be settled within twelve months after the reporting period, or
- d) There is no unconditional right to defer the settlement of the liability for at least twelve months after the reporting period.

All other liabilities are classified as non-current.

The operating cycle is the time between the acquisition of assets for processing and their realisation in cash or cash equivalents.

Deferred Tax Assets are classified as non current assets.



Jindal Hunting Energy Services Limited

Notes to Financial Statements

3.18 Recent accounting pronouncements

The Ministry of Corporate Affairs ("MCA") notifies new standard or amendments to the existing standards under Companies (Indian Accounting Standards) Rules as issued from time to time. No amendments to existing standards have been made during the year which would have been applicable from April 1, 2024. No new standards have been notified during the year. Amendments that became effective during the year did not have any material impact.

4. Critical accounting estimates, assumptions and judgements

In the process of applying the Company's accounting policies, management has made the following estimates, assumptions and judgements, which have significant effect on the amounts recognised in the financial statement:

(a) Property, plant and equipment

Internal technical team assess the remaining useful lives and residual value of property, plant and equipment. Management believes that the assigned useful lives and residual value are reasonable, the estimates and assumptions made to determine depreciation are critical to the Company's financial position and performance.

(b) Income taxes

Management judgment is required for the calculation of provision for income taxes and deferred tax assets and liabilities. The Company reviews at each balance sheet date the carrying amount of deferred tax assets. The factors used in estimates may differ from actual outcome which could lead to significant adjustment to the amounts reported in the financial statements.

(c) Estimation of Defined Benefit Obligations (DBO)

Management's estimate of the DBO is based on a number of underlying assumptions such as standard rates of inflation, mortality, discount rate and anticipation of future salary increases. Variation in these assumptions may significantly impact the DBO amount and the annual defined benefit expenses.



Jindal Hunting Energy Services Limited

Notes to the Financial Statements for the year ended March 31, 2026

5A. Property, Plant and Equipment and Right-of-Use Assets

(₹ lakhs)

Particulars	Plant and Equipment	Furniture & Fixures	Vehicles	Office equipments	Computers	Total (A)	Right -of -Use Asset(Land & Building) (B)	Total (A+B)
I. Gross Block								
As at March 31,2024	9,875.93	3.08	1.39	16.89	19.58	9,916.87	3,468.32	13,385.19
Additions	1,567.93	2.92	41.30	3.21	13.97	1,629.33	-	1,629.33
Disposal	-	-	1.39	-	-	1.39	-	1.39
As at March 31, 2025	11,443.86	6.00	41.30	20.10	33.55	11,544.81	3,468.32	15,013.13
Additions	38.57	2.68	29.95	3.86	2.87	77.93	-	77.93
Disposal	-	-	-	1.01	-	1.01	-	1.01
As at March 31, 2026	11,482.43	8.68	71.25	22.95	36.42	11,621.73	3,468.32	15,090.05
II. Accumulated Depreciation								
As at March 31,2024	264.64	0.71	0.03	1.52	3.63	270.53	185.74	456.27
Charge for the year	680.97	2.28	2.95	3.31	8.76	698.27	346.89	1,045.16
Disposal	-	-	0.14	-	-	0.14	-	0.14
As at March 31, 2025	945.61	2.99	2.84	4.83	12.39	968.66	532.63	1,501.29
Charge for the year	727.22	0.29	8.15	4.06	10.48	750.20	346.88	1,097.08
Disposal	-	-	-	0.20	-	0.20	-	0.20
As at March 31, 2026	1,672.83	3.28	10.99	8.69	22.87	1,718.66	879.51	2,598.17
III. Net Carrying Amount (I-II)								
As at March 31, 2025	10,498.25	3.01	38.46	15.27	21.16	10,576.15	2,935.69	13,511.84
As at March 31, 2026	9,809.60	5.40	60.26	14.26	13.55	9,903.07	2,588.81	12,491.88

Notes :

(i) The Company has not revalued its Property, Plant and Equipment as defined under rule 2 of the Companies (Registered Valuers and Valuation) Rules, 2017.

5B. Intangible Assets		
(₹ lakhs)		
Particulars	Website Development	Total
Gross Block		
As at March 31,2024	3.00	3.00
Additions	-	-
Disposal	-	-
As at March 31, 2025	3.00	3.00
Additions	11.46	11.46
Disposal	-	-
As at March 31, 2026	14.46	14.46
Accumulated Depreciation		
As at March 31,2024	0.01	0.01
Charge for the year	0.48	0.48
Disposal	-	-
As at March 31, 2025	0.49	0.49
Charge for the year	1.34	1.34
Disposal	-	-
As at March 31, 2026	1.83	1.83
Net Carrying Amount		
As at March 31, 2025	2.51	2.51
As at March 31, 2026	12.63	12.63



5 C- Capital Work In Progress

Description of Assets	As at March 31, 2026	As at March 31, 2025
Plant & Equipment	4.40	7.85

(i) Capital work in progress (CWIP)-Ageing of Capital work in progress as below:

(₹ lakhs)

As at March 31, 2026	Amount in CWIP for a period of				Total
	Less than 1 year	1-2 years	2-3 years	More than 3 years	
Projects in progress	4.40	-	-	-	4.40
Projects temporarily suspended	-	-	-	-	-
Total	4.40	-	-	-	4.40

For Capital Work in progress, there is no project whose completion is overdue or has exceeded its cost compared to its original plan during the year.

(₹ lakhs)

As at March 31, 2025	Amount in CWIP for a period of				Total
	Less than 1 year	1-2 years	2-3 years	More than 3 years	
Projects in progress	7.85	-	-	-	7.85
Projects temporarily suspended	-	-	-	-	-
Total	7.85	-	-	-	7.85

For Capital Work in progress, there is no project whose completion is overdue or has exceeded its cost compared to its original plan during the year.

(ii) Capital work in progress (CWIP)-Movement (₹ lakhs)

Particulars	As at March 31, 2026	As at March 31, 2025
Opening	7.85	426.33
Addition	74.48	1,237.87
Capitalised	(77.93)	(1,656.35)
Closing	4.40	7.85



Jindal Hunting Energy Services Limited
Notes to the Financial Statements for the year ended March 31, 2026

Particulars	(₹ lakhs)	
	As at March 31, 2026	As at March 31, 2025
6. Other Non-Current Financial Assets		
Unsecured, considered good		
Security deposits	1.74	1.50
Fixed deposits with banks (remaining maturity of more than 12 months*)	340.00	340.00
*The Fixed Deposits placed as lien with bank to Secure Bank Guarantee.		
Total Other Non-Current Financial Assets	341.74	341.50
7. Other Non-Current Assets		
Unsecured, considered good		
Prepaid expenses	10.67	14.56
Capital advances	155.06	-
Total Other Non-Current Assets	165.73	14.56
8. Inventories		
Raw materials	64.69	74.91
Work-in-progress	0.45	15.42
Finished goods	112.64	27.22
Stores and spares#	615.34	566.75
Loose tools inventory	480.23	512.44
Scrap	-	6.49
Total Inventories	1,273.35	1,203.23
# Includes Stores and spares in transit ₹ Nil lakhs (previous year ₹201.30 lakhs)		
9. Trade Receivables		
Related Parties		
Unsecured, considered good	247.84	409.70
Others		
Unsecured, considered good	-	148.03
Unsecured, considered doubtful	14.08	-
Loss allowance for trade receivables, others and advances	(14.08)	-
Total Trade Receivables	247.84	557.73
10. Cash and Cash Equivalents		
Balances with banks	-	258.04
Fixed deposits with original maturity of less than three months	-	4,600.00
Total Cash and Cash Equivalents	-	4,858.04
Other Bank Balances		
Fixed deposits with remaining maturity of less than 12 months and other than considered in cash and cash equivalents	2,000.00	-
Total Other Bank Balances	2,000.00	-
11. Other Current Financial Assets		
Other Receivables from related party	20.88	27.15
Interest accrued but not due on FDR's	26.33	26.70
Contract Assets	-	81.96
Total Other Current Financial Assets	47.21	135.81
12. Current Tax Assets		
Current tax asset (Net)	62.49	25.10
Total Current Tax Assets	62.49	25.10
13. Other Current Assets		
Prepaid expenses	5.42	7.94
Advances to vendors	14.06	110.48
Balances with Government Authorities	55.77	47.27
Total Other Current Assets	75.25	165.69



Jindal Hunting Energy Services Limited
Notes to the Financial Statements for the year ended March 31, 2026

(₹ lakhs)

Particulars	As at	As at
	March 31, 2026	March 31, 2025
14. Equity Share Capital		
(i) Authorised		
5,00,00,000 Equity Shares of ₹ 10/- each	5,000.00	5,000.00
(Previous Year 5,00,00,000 Equity Shares of ₹ 10/- each)		
	5,000.00	5,000.00
(ii) Issued, Subscribed and Fully Paid- Up		
300,00,000 Equity Shares of ₹ 10/- each	3,000.00	3,000.00
(Previous Year 3,00,00,000 Equity Shares of ₹ 10/- each)		
	3,000.00	3,000.00
(iii) Reconciliation of No. of shares		
Equity shares		
Shares outstanding as at the beginning of the year	3,00,00,000	3,00,00,000
Issued during the year	-	-
Shares outstanding as at the end of the year	3,00,00,000	3,00,00,000

(iv) (a) Details of equity shareholders holding more than 5% shares in the Company:

Name of Shareholders	No. of shares	% of holding	No. of shares	% of holding
		as at		as at
		March 31, 2026		March 31, 2025
Jindal Saw Limited (including nominees)	1,53,00,000	51%	1,53,00,000	51%
Hunting Energy Services Pte Ltd.	1,47,00,000	49%	1,47,00,000	49%

(b) Aggregate number of bonus shares issued, shares issued for consideration other than cash and bought back shares during the period of five years immediately preceding the reporting date:

Nil Nil

(c) Shareholding of Promoters as below**

Name of Shareholders	No. of shares	% of holding	No. of shares	% of holding
		as at		as at
		March 31, 2026		March 31, 2025
Jindal Saw Limited	1,52,99,995	51.00	1,52,99,995	51.00
Hunting Energy Services Pte Ltd.	1,47,00,000	49.00	1,47,00,000	49.00
Mr. Ranjit Malik*	1	0.00	1	0.00
Mr. Narendra Mantri*	1	0.00	1	0.00
Mr. Vinay Kumar*	1	0.00	1	0.00
Mr. Sunil Kumar Jain*	1	0.00	1	0.00
Mr. Rajeev Goyal*	1	0.00	1	0.00
Total	3,00,00,000	100	3,00,00,000	100

* Nominee of Jindal Saw Limited

**Promoters as defined in the Companies Act, 2013.

Note - There is no change in % of shareholding of promoters from previous year

(d) Terms/Rights attached to Equity Shares

The Company has one class of equity shares having a face value of ₹ 10/- per equity share. Each equity shareholder is entitled to one vote per share.

15. Other Equity

(i) Retained earnings

Opening balance	4,903.87	(248.08)
Add: Profit/(loss) for the year	4,314.89	5,151.95
Closing Balance	9,218.76	4,903.87

(ii) Items of Other Comprehensive income

Re-measurement of the net defined benefit Plans

Opening balance	0.01	0.05
Add: Addition for the year	8.83	(0.04)
Closing Balance	8.84	0.01

Total Other Equity (i+ii)

9,227.60 4,903.88

Nature of reserves :

Retained earnings represent the undistributed profits/(loss)of the Company.



Jindal Hunting Energy Services Limited
Notes to the Financial Statements for the year ended March 31, 2026

(₹ lakhs)


Particulars	As at March 31, 2026	As at March 31, 2025
16. Non-Current Borrowings		
Secured		
Term loan from banks	-	7,362.57
Total Non-Current Borrowings	<u>-</u>	<u>7,362.57</u>
Less: Current Maturity of Long-term Borrowings (Net of current portion of EIR)	<u>-</u>	<u>2,124.23</u>
Total	<u>-</u>	<u>5,238.34</u>
17. Non-Current Financial Liabilities-Lease		
Unsecured		
Lease Liabilities	2,857.83	3,115.08
Less: Current maturities of lease Liabilities	281.38	257.25
Total	<u>2,576.45</u>	<u>2,857.83</u>
18. Non-Current Provisions		
Provision for employee benefits		
Gratuity	48.37	17.42
Leave encashment	27.25	32.13
Total Non-Current Provisions	<u>75.62</u>	<u>49.55</u>
19. Other Non-Current Liabilities		
Unamortised portion of government grant	452.63	452.63
Total Other Non-Current Liabilities	<u>452.63</u>	<u>452.63</u>
20. Current Borrowings		
Secured - from banks		
Current maturities of non- current borrowings - Term Loans#	-	2,124.23
Working capital loans#	56.02	
Total Secured	<u>56.02</u>	<u>2,124.23</u>
<p>#During the Year, the Company has fully repaid the term loan availed from HDFC Bank Limited. Working capital loan from HDFC Bank Limited amounting to ₹56.02 lakhs (March 31,2025-NIL) are secured by first pari-passu charge on all the current assets of the Company and second pari-passu charge on all the moveable assets of the Company.</p>		
21. Trade Payables		
Total outstanding dues of micro enterprises and small enterprises ('MSME')*	54.53	28.89
Total outstanding dues of creditors other than micro enterprises and small enterprises	148.55	490.29
Total Trade Payables	<u>203.08</u>	<u>519.18</u>
*Refer note no-35		
of the above, trade payable to:		
related parties	62.52	186.21
others	140.56	332.97
Total Trade payables	<u>203.08</u>	<u>519.18</u>
22. Other Current Financial Liabilities		
Capital creditors	296.02	296.01
Payable to employees	31.12	32.86
Royalty Payable to related party	126.77	589.15
Interest accrued but not due	-	52.79
Other financial liabilities *	35.31	67.73
Total Other Current Financial Liabilities	<u>489.22</u>	<u>1,038.54</u>
<p>*Other financial liabilities include mainly provision for expenses</p>		
23. Other Current Liabilities		
Advance from customer	4.28	27.69
Statutory dues	23.48	97.20
Total Other Current Liabilities	<u>27.76</u>	<u>124.89</u>
24. Current Provisions		
Provision for employee benefits		
Gratuity	0.09	0.03
Compensated absences	2.22	2.43
Total Current Provisions	<u>2.31</u>	<u>2.46</u>



Jindal Hunting Energy Services Limited
Notes to the Financial Statements for the year ended March 31, 2026

(₹ lakhs)

Particulars	For the year ended	
	March 31, 2026	March 31, 2025
25. Revenue From Operations		
Revenue from contracts with customers		
Sale of products	5,515.82	7,977.01
Sale of services	8,796.24	9,154.08
Sale of stock -in-trade	-	50.61
Other operating revenues		
Sale of scraps	297.85	363.11
Total Other operating revenues	297.85	363.11
Total Revenue from Operations	14,609.91	17,544.81
26. Other Income		
Interest income from FDRs	289.24	158.25
Interest from IT Refund	0.03	4.57
Profit on sale of property, plant and equipment (net)	0.20	1.01
Net foreign currency gain	-	10.72
Other non operational income	2.77	16.13
Total Other Income	292.24	190.68
27. Changes in Inventories		
Opening Stock		
Finished goods	27.22	0.57
Scrap	6.49	58.22
Work in progress	15.42	33.08
	49.13	91.87
Closing Stock		
Finished goods	112.64	27.22
Scrap	-	6.49
Work in progress	0.45	15.42
	113.09	49.13
Total Changes in Inventories	(63.96)	42.74
28. Employee Benefits Expense		
Salary and Wages	1,531.20	1,388.34
Contribution to provident and other funds	43.29	36.09
Workmen and staff welfare expenses	116.59	130.19
Total Employee Benefits Expense	1,691.08	1,554.62
29. Finance Costs		
Interest expense		
Interest on borrowings	303.27	684.42
Interest on lease liabilities	269.97	292.03
Other Interest	0.00	9.61
Bank and finance charges	7.28	13.65
Total Finance Costs	580.52	999.71
30. Depreciation		
Depreciation	750.20	698.27
Amortisation	1.35	0.48
Depreciation on ROU	346.89	346.89
Total Depreciation	1,098.44	1,045.64
31. Other Expenses		
Stores and spares consumed	1,777.86	1,398.64
Power and fuel	433.99	488.75
Royalty expenses	1,370.55	3,057.85
Internal material handling charges	0.08	60.13
Other manufacturing expenses	5.28	0.39
Other repair and maintenance	104.58	70.79
Insurance	38.19	26.85
Security expenses	49.39	35.15
Travelling and conveyance	43.63	51.47
Vehicle upkeep and maintenance	6.42	3.36
Communication expenses	2.36	1.14
Legal and professional fees	27.50	10.88
Directors' sitting fees	12.90	9.45
Corporate social responsibility	40.82	-
Auditors' remuneration	7.00	7.00
Liquidated damages	14.13	-
Loss allowance for trade receivables, others and advances	14.08	-
Net foreign currency (gain)/loss	52.08	-
Fees & Subscription	9.02	4.00
Miscellaneous expenses	75.85	69.50
Total Other Expenses	4,085.71	5,295.35



32 Financial risk management

32.1 Financial risk factors

The Company's principal financial liabilities comprise borrowings, trade and other payables. The main purpose of these financial liabilities is to manage finances for the Company's operations. The Company's activities expose it to a variety of financial risks detailed below:

i) Market risk

Market risk is the risk that the fair value or future cash flows of a financial instrument will fluctuate because of changes in market prices. Market prices comprise three types of risk: currency rate risk, interest rate risk and other price risks, such as commodity risk. Financial instruments affected by market risk include loans and borrowings. Foreign currency risk is the risk that the fair value or future cash flows of a financial instrument will fluctuate because of changes in foreign exchange rates. Interest rate risk is the risk that the fair value or future cash flows of a financial instrument will fluctuate because of changes in market interest rates. This is based on the financial assets and financial liabilities held as at March 31, 2026.

ii) Credit risk

Credit risk is the risk that a counter party will not meet its obligations under a financial instrument or customer contract, leading to a financial loss.

iii) Liquidity risk

Liquidity risk is the risk that the Company may not be able to meet its present and future cash and collateral obligations without incurring unacceptable losses.

The Company's overall risk management programme focuses on the unpredictability of financial markets and seeks to minimise potential adverse effects on the Company's financial performance.

The management identifies, evaluates and hedges financial risks in close co-operation with the Company's operating units.

Market Risk

The sensitivity analysis excludes the impact of movements in market variables on the carrying value of post-employment benefit obligations provisions and on the non-financial assets and liabilities. The sensitivity of the relevant Statement of Profit and Loss item is the effect of the assumed changes in the respective market risks. The Company's activities expose it to a variety of financial risks, including the effects of changes in foreign currency exchange rates and interest rates.

(a) Foreign exchange risk and sensitivity

The Company transacts business primarily in USD, CNY and other currencies. The Company has foreign currency trade payables and is therefore, exposed to foreign exchange risk.

Exposure to foreign currency risk expressed in Indian rupees:-

(₹ lakhs)

Particulars	As at March 31, 2026		As at March 31, 2025	
	Exposure		Exposure	
	Currency (USD)	Currency (CNY)	Currency (USD)	Currency (CNY)
Financial assets	-	-	-	-
Net exposure [a]	-	-	-	-
Financial liabilities				
Capital Creditors*	272.81	-	235.18	30.99
Trade payables	25.83	-	34.66	-
Other financial liabilities	126.77	-	589.15	-
Net exposure [b]	425.41	-	858.99	30.99
Net exposure to foreign currency risk [a-b]	(425.41)	-	(858.99)	(30.99)

*Previous year figure have been reclassified from trade payable and other financial liabilities.

The following table demonstrates the sensitivity in the USD, CNY to the Indian Rupee with all other variables held constant. The impact on the Company's profit/(loss) before tax due to changes in fair value of monetary liabilities is given below:



Jindal Hunting Energy Services Limited
Notes to the Financial Statements for the year ended March 31, 2026

Particulars	Net monetary items in respective currency outstanding on reporting date(USD/CNY lakhs)	Change in currency exchange rate	Effect on profit/(loss) before tax (₹ lakhs)
As at March 31, 2026			
USD	4.49	+ 5%	(21.27)
		- 5%	21.27
CNY	-	+ 5%	-
		- 5%	-
As at March 31, 2025			
USD	10.05	+ 5%	(42.95)
		- 5%	42.95
CNY	2.63	+ 5%	(1.51)
		- 5%	1.51

The assumed movement in exchange rate sensitivity analysis is based on the management's assessment of currently observable market environment.

(b) Interest rate risk and sensitivity

The Company's exposure to the risk of changes in market interest rates relates primarily to long term debt. Borrowings issued at variable rates expose the Company to cash flow interest rate risk. As at March 31, 2026, the company maintains a floating rate debt. With all other variables held constant, the following table demonstrates the impact of borrowing cost on floating rate portion of borrowings:

Interest rate sensitivity	Increase/(decrease) in basis points	Effect on profit/(loss) before tax (₹ lakhs)
As at March 31, 2026	+50	-
INR borrowings	-50	-
As at March 31, 2025		
INR borrowings	+50	(36.81)
	-50	36.81

The assumed movement in basis points for interest rate sensitivity analysis is based on the management's assessment of currently observable market environment.

Interest rate and currency of borrowings:

Particulars	Total borrowings	Floating rate borrowings	Fixed rate borrowings	Weighted average interest rate (%)
INR	-	-	-	-
Total as at March 31, 2026	-	-	-	-
INR	7,362.57	7,362.57	-	8.52%
Total as at March 31, 2025	7,362.57	7,362.57	-	



Jindal Hunting Energy Services Limited
Notes to the Financial Statements for the year ended March 31, 2026

Credit risk

Credit risk arises from cash and Cash equivalents deposited with banks and other financial instruments.

The ageing of trade receivable is provided as below:

Trade receivables and contract assets

The Company extends credit to customers in normal course of business. The Company considers factors such as credit track record in the market and past dealings for extension of credit to customers. The Company monitors the payment track record of the customers. Outstanding customer receivables and contract assets are regularly monitored. The Company evaluates the concentration of risk with respect to trade receivables as low, as its customers are located in several jurisdictions and industries and operate in largely independent markets

Provision for expected credit losses (ECL)

The Company extends credit to customers as per the internal credit policy. Any deviation are approved by appropriate officials, after due consideration of the customers credentials and financial capacity, trade practices and prevailing business and economic conditions. The Company's historical experience of collecting receivables and the level of default indicate that credit risk is low and generally uniform across markets; consequently, trade receivables and contract assets are considered to be a single class of financial assets. All overdue customer balances are evaluated taking into account the age of the dues, specific credit circumstances, the track record of the customers etc. Loss allowances and impairment is recognised as per the Company policy.

The Company assigns the following internal credit ratings to each class of financial assets based on the assumptions, inputs and factors specific to the class of the financial assets.

The Company provides for expected credit loss based on the following:

Internal Rating	Category	Description of category	Basis for recognition of expected credit loss provision Trade receivables and contract assets
Level 1	High quality assets, negligible credit risk	Assets where the counterparty has strong capacity to meet the obligations and where the risk of default is negligible or nil	Lifetime expected credit losses (simplified approach)
Level 2	Quality assets, low credit risk	Assets where there is low risk of default and where the counterparty has sufficient capacity to meet the obligations and where there has been low frequency of defaults in the past	
Level 3	Doubtful assets, credit-impaired	Assets where there is high risk of default and there is no reasonable expectation of recovery, the group continues to engage in enforcement activity to attempt to recover the receivable due. Where recoveries are made, these are recognised in profit or loss.	



(j) Trade Receivables ageing schedule as on March 31, 2026 and March 31, 2025 is as follows:

Particulars	Not Due						Total
		Less than 6 months	6 months - 1 year	1-2 Years	2-3 years	More than 3 years	
(i) Undisputed Trade receivables – considered good	-	247.84					247.84
March 31, 2026	-	247.84	-	-	-	-	247.84
March 31, 2025	149.02	408.71	-	-	-	-	557.73
(ii) Undisputed Trade Receivables – considered doubtful							
March 31, 2026	-	-	-	-	-	-	-
March 31, 2025	-	-	-	-	-	-	-
(iii) Disputed Trade Receivables considered good							
March 31, 2026	-	-	-	-	-	-	-
March 31, 2025	-	-	-	-	-	-	-
(iv) Disputed Trade Receivables considered doubtful		14.08					14.08
March 31, 2026	-	14.08	-	-	-	-	14.08
March 31, 2025	-	-	-	-	-	-	-
							14.08
(v) Less: Allowance for credit impairment		14.08					
March 31, 2026	-	14.08	-	-	-	-	14.08
March 31, 2025	-	-	-	-	-	-	-
(vi) Total							
March 31, 2026	-	247.84	-	-	-	-	247.84
March 31, 2025	149.02	408.71	-	-	-	-	557.73

Liquidity risk

The Company's objective is to maintain optimum levels of liquidity to meet its cash and collateral requirements at all times. The Company relies on a mix of borrowings, capital infusion to meet its needs for funds. The current committed lines of credit are sufficient to meet Project requirement.

The table below provides undiscounted cash flows towards non-derivative financial liabilities into relevant maturity based on the remaining period at the balance sheet to the contractual maturity date.

Particulars	(₹ lakhs)			
	Less than 6 months	6 to 12 months	> 1 years	Total
As at March 31, 2026				
Interest bearing borrowings	56.02	-	-	56.02
Lease Liabilities	263.61	263.61	3,407.90	3,935.12
Trade Payable	203.08	-	-	203.08
Other Liabilities	489.22	-	-	489.22
Total	1,011.93	263.61	3,407.90	4,683.44
				(₹ lakhs)
As at March 31, 2025				
Interest bearing borrowings	-	2,124.23	5,238.34	7,362.57
Lease Liabilities	263.61	263.61	3,935.13	4,462.35
Trade Payable	519.18	-	-	519.18
Other Liabilities	1,038.54	-	-	1,038.54
Total	1,821.33	2,387.84	9,173.47	13,382.64



Jindal Hunting Energy Services Limited
Notes to the Financial Statements for the year ended March 31, 2026

Trade Payables ageing schedule :

(₹ lakhs)

Particulars	Outstanding for following periods from due date of payment						Total
	Unbilled	Not Due	Less than 1 year	01 - 02 years	02 - 03 years	More than 3 years	
As at March 31, 2026							
(i) MSME	-	54.53	-	-	-	-	54.53
(ii) Others	-	49.38	85.02	13.36	0.79	-	148.55
(iii) Disputed dues – MSME	-	-	-	-	-	-	-
(iv) Disputed dues - Others	-	-	-	-	-	-	-
Total	-	103.91	85.02	13.36	0.79	-	203.08

Particulars	Outstanding for following periods from due date of payment						Total
	Unbilled	Not Due	Less than 1 year	01 - 02 years	02 - 03 years	More than 3 years	
As at March 31, 2025							
(i) MSME	-	28.89	-	-	-	-	28.89
(ii) Others	218.94	140.92	119.14	11.29	-	-	490.29
(iii) Disputed dues – MSME	-	-	-	-	-	-	-
(iv) Disputed dues - Others	-	-	-	-	-	-	-
Total	218.94	169.81	119.14	11.29	-	-	519.18

Unused line of credit#

The Company had access to the following undrawn borrowing facilities:

(₹ lakhs)

Particulars	As at March 31, 2026		As at March 31, 2025	
	Total	Available in next one year	Total	Available in next one year
Secured (working capital facilities)	2,000.00	1,943.98	2,000.00	2,000.00
Total	2,000.00	1,943.98	2,000.00	2,000.00

#Excluding non fund based facilities.

32.2 Capital risk management

The Company manages its capital structure and makes adjustments in light of changes in economic conditions and the requirements of the financial covenants. To maintain or adjust the capital structure, the Company may adjust the dividend payment to shareholders, return capital to shareholders or issue new shares. The primary objective of the Company's capital management is to maximize the shareholder value. The Company's primary objective when managing capital is to ensure that it maintains an efficient capital structure and healthy capital ratios and safeguard the Company's ability to continue as a going concern in order to support its business and provide maximum returns for shareholders. The Company also proposes to maintain an optimal capital structure to reduce the cost of capital. The Company monitors capital using gearing ratio, which is net debt divided by sum of capital and net debt.

The gearing ratios are as follows:

(₹ lakhs)

Particulars	As at March 31, 2026	As at March 31, 2025
Loans and borrowings	56.02	7,362.57
Less: cash and cash equivalents	-	4,858.04
Net debt (A)	56.02	2,504.53
Total equity	12,227.60	7,903.88
Capital and net debt (B)	12,283.62	10,408.41
Gearing ratio (A/B)	0.46%	24.06%



Jindal Hunting Energy Services Limited
Notes to the Financial Statements for the year ended March 31, 2026

33 Fair value of financial assets and liabilities

The below table provides the carrying amounts and fair value of the financial instruments recognised basis category in the financial statements.

Particulars	(₹ lakhs)			
	As at March 31, 2026		As at March 31, 2025	
	Carrying amount	Fair value	Carrying amount	Fair value
Financial assets designated at amortised cost				
Fixed deposits with banks	2,340.00	2,340.00	4,940.00	4,940.00
Cash and cash equivalents	-	-	258.04	258.04
Trade receivables	247.84	247.84	557.73	557.73
Other financial assets	48.95	48.95	137.31	137.31
	2,636.79	2,636.79	5,893.08	5,893.08
Financial liabilities designated at amortised cost				
Borrowings- floating rate	56.02	56.02	7,362.57	7,362.57
Lease Liabilities	2,857.83	2,857.83	3,115.08	3,115.08
Trade payables	203.08	203.08	519.18	519.18
Other financial liabilities	489.22	489.22	1,038.54	1,038.54
	3,606.15	3,606.15	12,035.37	12,035.37

Fair valuation techniques

The Company maintains policies and procedures to value financial assets or financial liabilities using the best and most relevant available data. The fair values of the financial assets and liabilities represents the amount that would be received to sell an asset or paid to transfer a liability in an orderly transaction between market participants at the measurement date.

The following methods and assumptions were used to estimate the fair values:

- 1) Fair value of cash, bank and deposits, trade receivables, trade payables, and other current financial assets and liabilities approximate their carrying amounts largely due to the short-term maturities of these instruments.
- 2) Long-term variable-rate loans/ borrowings are evaluated by the Company based on parameters such as interest rates, specific country risk factors, credit risk and other risk characteristics. Fair value of variable interest rate borrowings approximates their carrying values.

Fair Value hierarchy

The following table provides the fair value measurement hierarchy of Company's asset and liabilities, grouped into Level 1 to Level 3 as described below:

Level 1: It includes fair value of financial instruments traded in active markets and are based on quoted market prices at the balance sheet date.

Level 2: It includes fair value of the financial instruments that are not traded in an active market like over-the-counter derivatives, which is valued by using valuation techniques. These valuation techniques maximise the use of observable market data where it is available and rely as little as possible on the company specific estimates. If all significant inputs required to fair value if instrument are observable then instrument is included in level 2.

Level 3: Inputs for the asset or liability that are not based on observable market data (that is, unobservable inputs). If one or more of the significant inputs is not based on observable market data, the instrument is included in level 3.

Assets/liabilities recognised at amortised cost for which fair value is disclosed

Particulars	(₹ lakhs)		
	As at March 31, 2026		
	Level 1	Level 2	Level 3
Financial liabilities			
Lease Liabilities	-	2,857.83	-
Other financial liabilities	-	489.22	-
Borrowings	-	56.02	-

Particulars	(₹ lakhs)		
	As at March 31, 2025		
	Level 1	Level 2	Level 3
Financial liabilities			
Lease Liabilities	-	3,115.08	-
Other financial liabilities	-	1,038.54	-
Borrowings	-	7,362.57	-



34 Segment Information

The Company's object is to thread premium connection on seamless casing and tubing. The Board of Directors being the Chief Operating Decision Maker of the Company evaluates the Company performance, allocate resources based on the analysis of the various performance indicator of the Company as a single unit. Therefore, there is no reportable segment for the Company as per the requirements of Ind AS 108- Operating Segments.

a) Information about geographical segment

The Company's operations are located in India. The following table provides an analysis of the Company's non-current assets other than financial instruments on the basis of location of the assets. The Company Operates in one geographical segment.

Particulars	(₹ lakhs)					
	As at March 31, 2026			As at March 31, 2025		
	Within India	Outside India	Total	Within India	Outside India	Total
Revenue from Operations	14,609.91	-	14,609.91	17,544.81	-	17,544.81
Non current Assets	12,674.64	-	12,674.64	13,536.76	-	13,536.76

b) Information about major customers

One Customer (Previous year two customers) individually accounted for more than 10% of the revenue.

35 THE MICRO, SMALL AND MEDIUM ENTERPRISES DEVELOPMENT (MSMED) ACT, 2006

Particulars	(₹ lakhs)	
	As at March 31, 2026	As at March 31, 2025
a. Principal amount and the interest due thereon remaining unpaid to any supplier at the end of each accounting year;		
i. Principal	54.53	28.89
ii. Interest	-	-
b. Principal amounts paid to suppliers registered under the MSMED Act, beyond the appointed day during the year	-	-
Interest paid, under Section 16 of MSMED Act, to suppliers registered under the MSMED Act, beyond the appointed day during the year.		
c. Interest paid other than under Section 16 of MSMED Act, to suppliers registered under the MSMED Act, beyond the appointed day during the year	-	-
d. Amount of interest due and payable for the period of delay in making payment (which has been paid but beyond the appointed day during the year) but without adding the interest specified under the Micro, Small and Medium Enterprises Development Act, 2006;	-	-
e. Amount of interest accrued and remaining unpaid at the end of each accounting year,	-	-
f. Amount of further interest remaining due and payable even in the succeeding years, until such date when the interest dues above are actually paid to the small enterprise, for the purpose of disallowance of a deductible expenditure under section 23 of the Micro, Small and Medium Enterprises Development Act, 2006.	-	-

36 Other disclosures

a. Auditors' remuneration

Particulars	(₹ lakhs)	
	For year ended March 31, 2026	For year ended March 31, 2025
i. Audit fee	5.50	5.00
ii. Tax audit fee	1.00	1.00
iii. Out of pocket expenses	0.50	1.00
Total	7.00	7.00



b. Corporate social responsibility

1.Details of expenditure on corporate social responsibility activities as per Section 135 of the Companies Act, 2013 read with Schedule VII are as below:

Particulars	(₹ lakhs)	
	For year ended March 31,2026	For year ended March 31,2025
Amount required to be spent	40.82	0

Particulars	(₹ lakhs)	
	For year ended March 31,2026	For year ended March 31,2025
Eradicating Hunger,Proverty and promoting Health care	17.91	-
Promoting Gender equality and setting up homes for women and orphans	22.91	-
Total	40.82	0.00

37 Additional Regulatory Information

(a) Loans or Advances

There are no loans or advances in the nature of loans which are granted to promoters, directors, KMPs and the related parties (as defined under Companies Act, 2013), either severally or jointly with any other person.

(b) Details of benami property held

No proceedings have been initiated on or are pending against the company for holding benami property under the Benami Transactions (Prohibition) Act, 1988 (45 of 1988) and Rules made thereunder.

(c) Borrowing secured against current assets

The Company has taken working capital borrowings facilities from banks which are secured against current assets.

(d) Wilful defaulter

The company has not been declared wilful defaulter by any bank or financial institution or government or any government authority.

(e) Relationship with Struck off Companies

The Company does not have any transactions with companies struck off under section 248 of the Companies Act, 2013 or section 560 of Companies Act, 1956 and hence no disclosure is required.

(f) Registration of charges or satisfaction with Registrar of Companies

There are no charges or satisfaction which are yet to be registered with the Registrar of Companies beyond the statutory period.

(g) Compliance with number of layers of companies

The Company has complied with the number of layers prescribed under the Companies Act, 2013.

(h) Following Ratios to be disclosed:-

Particulars	As at March 31, 2026	As at March 31, 2025	Variance	Change in ratio in excess of 25% compared to preceding year
(i) Current Ratio	3.50	1.71	104.75%	Decrease in Profit and free cash flow
(ii) Debt-Equity Ratio	0.00	0.93	-99.51%	Decrease in Debt
(iii) Debt Service Coverage Ratio	0.87	4.55	-80.84%	Decrease in due to prepayment of loan in current year
(iv) Return on Equity Ratio	35.29%	65.18%	-45.86%	Decrease in Profit
(v) Inventory turnover ratio	3.20	3.58	-10.63%	Increase in Inventory
(vi) Trade Receivables turnover ratio	36.27	27.01	34.29%	Decrease in revenue and decrease in receivables
(vii) Trade payables turnover ratio	6.09	4.92	23.85%	Decrease in Payables
(viii) Net capital turnover ratio	1.22	2.24	-45.59%	Decrease in revenue
(ix) Net profit ratio	28.95%	29.05%	-0.33%	Decrease in Profit
(x) Return on Capital employed	37.20%	43.16%	-13.81%	Decrease in EBIT
(xi) Return on investment	34.84%	34.73%	0.32%	Decrease in Total Assets



Jindal Hunting Energy Services Limited

Notes to the Financial Statements for the year ended March 31, 2026

Formulae for computation of ratios are as follows :

(i) Current Ratio (times) : Current assets/ Current liabilities

(ii) Debt Equity Ratio (times) : Total debt/ Net Worth

Total Debt : Secured Loans + Unsecured Loans - Liquid Investments/ FDR

Net Worth : Equity Share Capital + Reserves (Excluding Revaluation Reserve)

(iii) Debt Service Coverage Ratio (times) : EBDIT / (Finance costs + Principal repayment of long term debt during the period)

(iv) ROE (%) = Net Income/Shareholder's equity

(v) Inventory turnover ratio (times): cost of goods sold (RM, SFG, FG, Stores and spares and scrap) / (average of opening and closing inventory of RM, SFG, FG, Stores and spares and Scrap)

(vi) Trade Receivables turnover ratio (times) : Net Annual Credit Sales ÷ Average Accounts Receivables

(vii) Trade payables turnover ratio (times) : (Cost of material consumed+Purchases stock in trade+ changes in inventory) ÷ Average Accounts Payables

(viii) Net Capital Turnover Ratio (times) : Total income / Shareholder's Equity

(ix) Net Profit ratio (%) : Net Profit/Total income*100

(x) Return on Capital employed (%) : EBIT/ Total Assets- Current Liabilities

(xi) Return on investment (%) : Earnings before interest and tax/ Closing total assets

(i) Utilisation of borrowings

The borrowings obtained by the company from banks have been applied for the purposes for which such loans were taken.

(j) Compliance with approved scheme(s) of arrangements

The company has not entered into any scheme of arrangement which has an accounting impact on financial year.

(k) Utilisation of Borrowed funds:

I. The company has not advanced or loaned or invested funds to any other person(s) or entity(ies), including foreign entities (Intermediaries) with the understanding that the Intermediary shall:

- directly or indirectly lend or invest in other persons or entities identified in any manner whatsoever by or on behalf of the company (Ultimate Beneficiaries) or
- provide any guarantee, security or the like to or on behalf of the ultimate beneficiaries

II. The company has not received any fund from any person(s) or entity(ies), including foreign entities (Funding Party) with the understanding (whether recorded in writing or otherwise) that the group shall:

- directly or indirectly lend or invest in other persons or entities identified in any manner whatsoever by or on behalf of the Funding Party (Ultimate Beneficiaries) or
- provide any guarantee, security or the like on behalf of the ultimate beneficiaries

(l) Undisclosed income

There is no income surrendered or disclosed as income during the period in the tax assessments under the Income Tax Act, 1961, that has not been recorded in the books of account.

(m) Details of crypto currency or virtual currency

The company has not traded or invested in crypto currency or virtual currency during the period.

(n) Title deeds of immovable properties not held in the name of the company

The Company does not have any immovable properties ,hence the said provision is not applicable during the period.

(o) The Company has filed quarterly returns or statements with the banks in lieu of the sanctioned working capital facilities, which are in agreement with the books of account.



Jindal Hunting Energy Services Limited
Notes to the Financial Statements for the year ended March 31, 2026

38 Deferred income tax

The analysis of deferred tax assets and deferred tax liabilities dealt in the statement of profit and loss is as follows.

Particulars	(₹ lakhs)	
	For year ended March 31,2026	For year ended March 31,2025
Book base and tax base of property, plant and equipment, right-of-use and intangible assets	(41.31)	(80.70)
Temporary/timing differences (net) on government grant, employee benefit obligation, provisions, finance lease obligations, etc.	(32.23)	(215.14)
Total	(73.54)	(295.84)

Component of tax accounted in Other Comprehensive Income

Particulars	(₹ lakhs)	
	For year ended March 31,2026	For year ended March 31,2025
Component of OCI		
Deferred tax credit/(expense) on defined benefit	1.83	(0.01)
Total	1.83	(0.01)

Deferred tax Assets (net)

Particulars	(₹ lakhs)	
	As at March 31, 2026	As at March 31,
Temporary difference		
(i) Deferred tax liability		
(i) Difference between book & tax base related to property, plant and equipment, right-of-use and intangible assets	(849.36)	(808.06)
Total deferred tax liabilities	(849.36)	(808.06)
(ii) Deferred tax assets		
(i) Disallowance under income tax act	28.51	18.42
(ii) Lease related	490.40	534.56
Total deferred tax assets	518.91	552.98
(iii) Net Assets of temporary differences (i+ii)	(330.45)	(255.08)
(iv) MAT credit entitlement	-	-
(v) Net deferred tax Assets/(Liability) (iii-iv)	(330.45)	(255.08)

39 Employee Benefit Obligations

The Company has certain defined contribution plans. Contributions are made to provident fund in India for employees at the rate of 12% of basic salary as per regulations. The contributions are made to registered provident fund administered by the government. The obligation of the Company is limited to the amount contributed and it has no further contractual nor any constructive obligation. Refer table below for the expense recognised during the period towards defined contribution plan:

1. Expense recognised for defined contribution plan

Particulars	(₹ lakhs)	
	For year ended March 31,2026	For year ended March 31,2025
Company's contribution to provident fund	42.19	34.97
Company's contribution to ESI	0.93	1.01
Company's contribution to other funds	0.17	0.11
Total	43.29	36.09

2. Below tables sets forth the changes in the projected benefit obligation and amounts recognised in the Balance Sheet as at March 31, 2026 being the respective measurement dates:



Jindal Hunting Energy Services Limited
Notes to the Financial Statements for the year ended March 31, 2026

2.a. Movement in Defined Benefit Obligations

Particulars	(₹ lakhs)	
	Gratuity (unfunded)	Compensated absences (unfunded)
Present value of obligation - March 31, 2024	9.63	20.90
Current service cost	10.74	22.14
Interest cost	0.70	1.52
Benefits paid	(3.67)	(11.37)
Remeasurements - actuarial loss/ (gain)	0.05	1.37
Present value of obligation - March 31, 2025	17.45	34.56
Current service cost	22.12	14.22
Interest cost	1.18	2.33
Past Service Cost	15.27	-
Benefits paid	(20.00)	(9.70)
Benefits Received	23.10	-
Remeasurements - actuarial loss/ (gain)	(10.66)	(11.93)
Present value of obligation - March 31, 2026	48.46	29.48

2.b. Recognised in statement of profit and loss

Particulars	(₹ lakhs)	
	Gratuity	Compensated absences
As at March 31, 2024	8.20	17.93
Current Service cost	10.74	22.14
Past Service Cost	-	-
Interest cost	0.70	1.52
Expected return on plan assets	-	-
Remeasurement - Actuarial loss/(gain)	-	1.37
For the year ended March 31, 2025	11.44	25.03
Current Service cost	22.12	14.22
Past Service Cost	15.27	-
Interest cost	1.18	2.33
Expected return on plan assets	-	-
Remeasurement - Actuarial loss/(gain)	-	(11.93)
For the year ended March 31, 2026	38.57	4.63

2.c. The principal actuarial assumptions used for estimating the Company's defined benefit obligations are set out below:

Particulars	As at March 31, 2026	As at March 31, 2025
Attrition rate	10.00 % per annum	10.00 % per annum
Discount rate	7.50 % per annum	6.75 % per annum
Expected rate of increase in salary	11.00% p.a.	11.00% p.a.
Mortality rate	IALM 2012-14	IALM 2012-14
Average future service of employees (years)	26.70	27.40

The assumption of future salary increase takes into account the inflation, seniority, promotion and other relevant factors such as supply and demand in employment market.



Jindal Hunting Energy Services Limited
Notes to the Financial Statements for the year ended March 31, 2026

2.d. Sensitivity analysis:
As at March 31, 2026

Particulars	(₹ lakhs)	
	Change in assumption	Effect on gratuity obligation
Discount rate	+1%	44.23
	-1%	53.39
Salary Growth rate	+1%	53.17
	-1%	44.32
Withdrawal Rate	+1%	46.23
	-1%	50.92

As at March 31, 2025

Particulars	(₹ lakhs)	
	Change in assumption	Effect on gratuity obligation
Discount rate	+1%	15.89
	-1%	19.29
Salary Growth rate	+1%	19.19
	-1%	15.93
Withdrawal Rate	+1%	16.42
	-1%	18.60

The above sensitivity analysis are based on a change in an assumption while holding all other assumptions constant. In practice, this is unlikely to occur, and changes in some of the assumptions may be correlated. When calculating the sensitivity of the defined benefit obligation to significant actuarial assumptions the same method (projected unit credit method) has been applied as when calculating the defined benefit obligation recognised within the Balance Sheet.

2.e. Expected contribution during the next annual reporting period

Particulars	(₹ lakhs)	
	For year ended March 31,2026	For year ended March 31,2025
Company's best estimate of contribution to post employment benefit plans for the next year	30.40	19.01

2.f. Maturity profile of defined benefit obligation

Particulars	For year ended March 31,2026	For year ended March 31,2025
	Weighted average duration (based on discounted cash flows) in years	21

2.g. Estimate of expected benefit payments (In absolute terms i.e. undiscounted)

Particulars	(₹ lakhs)	
	Gratuity	
	For year ended March 31,2026	For year ended March 31,2025
Upto 1 Year	0.09	0.03
1 to 2 Year	0.40	0.01
2 to 3 Year	0.53	0.14
3 to 4 Year	0.63	0.23
4 to 5 Year	0.64	0.66
More than 5 Year	46.17	16.39

2.h. Employee benefit provision

Particulars	(₹ lakhs)			
	As at March 31, 2026		As at March 31, 2025	
	Gratuity (unfunded)	Compensated absences (unfunded)	Gratuity (unfunded)	Compensated absences (unfunded)
Gratuity	48.46	-	17.45	-
Compensated absences	-	29.48	-	34.56
Total	48.46	29.48	17.45	34.56



2.i. Current and non-current provision for gratuity and Compensated absences

Particulars	As at March 31, 2026		As at March 31, 2025	
	Gratuity (unfunded)	Compensated absences (unfunded)	Gratuity (unfunded)	Compensated absences (unfunded)
Current provision	0.09	2.22	0.03	2.43
Non current provision	48.37	27.25	17.42	32.13
Total Provision	48.46	29.47	17.45	34.56

2.j. Employee benefit expenses

Particulars	For the Year	
	Ended March 31, 2026	Ended March 31, 2025
Salaries and Wages (including Compensated absences)	1,507.90	1,376.90
Costs-defined benefit plan	23.30	11.44
Costs-defined contribution plan (excluding Compensated absences)	43.29	36.09
Welfare expenses	116.59	130.19
Total	1,691.08	1,554.62

OCI presentation of defined benefit plan

Gratuity is in the nature of defined benefit plan, Accordingly, re-measurement gains and losses on gratuity is presented under OCI as an Item that will not be reclassified to profit and loss along with income tax effect on the same.

Presentation in Statement of Profit & Loss and Balance Sheet

40 Contingent liabilities

i. Guarantees

Particulars	As at March	
	31, 2026	31, 2025
Guarantees issued by the Company's bankers on behalf of the Company	570.97	860.43

ii. Other Contingent Liabilities

Income Tax Demand against which Company filed rectification application	0.00	0.86
Total	570.97	861.29

41 Estimated amount of contract remaining to be executed on capital account and not provided for (net of advances):

Particulars	As at March	
	31, 2026	31, 2025
Capital Commitment (net of capital advances):		
Property, plant and equipment	395.21	156.44

42 A. LEASES

The Company has adopted Ind AS 116 "Leases" effective 1st April, 2019 as notified by the Ministry of Corporate Affairs (MCA) and applied the Standard to its leases using the simplified approach. This has resulted in recognising right - of - use assets and corresponding lease liabilities.

1.The following is the break-up of current and non-current lease liabilities as at March 31, 2026 and March 31, 2025:

Particulars	For the Year	
	Ended March 31, 2026	Ended March 31, 2025
Current lease liabilities	281.38	257.25
Non-current lease liabilities	2576.45	2,857.83
Total	2857.83	3115.08



Jindal Hunting Energy Services Limited
Notes to the Financial Statements for the year ended March 31, 2026

2.The following is the movement in lease liabilities during the year ended March 31, 2026 and March 31, 2025:

Particulars	For the Year Ended March 31, 2026	For the Year Ended March 31, 2025
Balance at the beginning	3,115.08	3,350.27
Addition during the year	-	-
Finance cost accrued during the year	269.97	292.03
Payment of lease liabilities	(527.22)	(527.22)
Balance at the end	2,857.83	3,115.08

3.The table below provides details regarding the contractual maturities of lease liabilities as at March 31, 2026 and March 31, 2025 on an undiscounted basis:

Particulars	For the Year Ended March 31, 2026	For the Year Ended March 31, 2025
Not later than one year	527.22	527.22
Later than one year and not later than five years	2,108.89	2,108.89
Later than five years	1,299.02	1,826.24

4. Short-term lease expenses

Particulars	For the Year Ended March 31, 2026	For the Year Ended March 31, 2025
Short lease payments	23.89	32.06

43 Income tax

Total tax expense reconciliation

Particulars	(₹ lakhs)	
	For the Year Ended March 31, 2026	For the Year Ended March 31, 2025
Current tax		
- Current income tax	861.35	784.21
- Adjustment in respect of income tax of previous year	(3.93)	
	857.42	784.21
Deferred tax		
- Deferred Tax relating to origination & reversal of temporary differences	73.54	295.84
	73.54	295.84
Total	930.96	1,080.05

Effective tax reconciliation

Numerical reconciliation of tax expense applicable to profit before tax at the latest statutory enacted tax rate in India to income tax expense reported is as follows:

Particulars	(₹ lakhs)	
	For the Year Ended March 31, 2026	For the Year Ended March 31, 2025
Net Income before taxes	5,245.85	6,232.00
Enacted tax rates	17.16%	17.16%
Computed tax expense	900.19	1,069.40
Increase/(decrease) in taxes on account of:		
Previous year tax adjustments	(3.93)	
Other non deductible expenses	6.98	0.28
Change in rate of tax	23.17	11.15
Deferred tax of prior period	4.55	(0.78)
Income tax expense reported	930.96	1,080.05



Jindal Hunting Energy Services Limited**Notes to the Financial Statements for the year ended March 31, 2026****44 Related party transactions**

In accordance with the requirements of IND AS 24, Related Party Disclosures, name of the related party, related party relationship, transactions and outstanding balances including commitments where control exists and with whom transactions have taken place during reported periods, are provided below:

Related party name and relationship**1. Key Management Personnel**

S. No.	Name	Designation
1.	Mr. Prithavi Raj Jindal	Chairman-Non-executive Director
2.	Mr. Neeraj Kumar	Non-executive Director
3.	Mr. Narendra Mantri	Non-executive Director
4.	Mr. Arthur James Johnson III	Non-executive Director
5.	Mr. Daniel Tan Sze Hwa	Non-executive Director
6.	Mr. Bruce Hill Ferguson	Non-executive Director
7.	Mr. Ong Kah Tia	Non-executive Director
8.	Mr. Shashi Shanker	Independent Director*
9.	Mr. Mysore Krishnaswamy Ramaprasad	Independent Director*
10.	Mr. Nitin Sharma	Non-executive Director
11.	Mr. Vikas Jhunthra	Chief Executive Officer (From April 01, 2024 To January 21, 2025)
12.	Mr. Sivasankaran Sattanathan	Manager (Appointed w.e.f. January 01, 2026)
13.	Mr. Mukesh Kumar Saraf	CFO and Company Secretary

* Independent directors are included only for the purpose of compliance with definition of Key Management Personnel given under IND AS 24-Related Party disclosures

2. Holding Company/ Investor in respect of Which the Company is a Joint venture/Enterprise having significant influence over the Company

S. No.	Name of the entity	Principal place of operation / country of incorporation	Principal activities	% Shareholding / voting power
				As at March 31, 2026
1.	Hunting Energy Services Pte Ltd	Singapore	Manufacturing & trading of Cross-overs,accessories,Pup Joints,seamless steel couplings and full length premium threading of Oil Country Tubular Goods ("OCTG") for the oil services market in Asia Pacific and Middle east.	49%
2.	Jindal Saw Limited	India	Manufacturing of tube and tube fittings of basic iron and steel	51%
3.	Hunting Energy Services LLC [Entity Having significant Influence of Co-Ventureres (Hunting Energy Services Pte. Ltd.)]	USA	Design and manufacture premium connection technologies and sell OCTG from the world's leading manufacturers to the energy and geothermal markets.	



Jindal Hunting Energy Services Limited

Notes to the Financial Statements for the year ended March 31, 2026

3. Entities where key management personnel / their close members exercise significant influence; where transactions have taken place

1. Jindal Systems Private Limited
2. ICOM Analytics Limited

4. Relatives of key management personnel where transactions have taken place

S. No.	Name of Relatives	Relationship
1.	Smt. Laxmi Devi	Mother of Mr. Mukesh Kumar Saraf
2.	Ms. Lakshmi Kumari S	Wife of Mr. Sivasankaran Sattanathan

Related Party transactions

(₹ lakhs)

Particulars	Holding Company/ Joint Venture/ Entity under significant Influence of Co-Venturers	KMP, Relatives of KMP and Enterprises over which KMP and their relatives having significant influence	Entities where key management personnel / their close members exercise significant influence; where transactions have taken place	Holding Company/ Joint Venture/ Entity under significant Influence of Co-Venturers	KMP, Relatives of KMP and Enterprises over which KMP and their relatives having significant influence	Entities where key managemen t personnel / their close members exercise significant influence; where transaction s have taken place
A. Transactions						
Sale of goods/services						
Jindal Saw Limited	12,067.72	-		13,551.45	-	-
Purchase of Raw Material /Stores& spares/Services/Capital Items						
Hunting Energy Services Pte Ltd*	45.00	-	-	557.70	-	-
Jindal Saw Limited*	2,267.12	-	-	2,857.18	-	-
Jindal Systems Private Limited	-	-	-	-	-	0.96
ICOM Analytics Limited	-	-	1.50	-	-	1.70
Rent / lease expense						
Jindal Saw Limited	527.22	-	-	527.22	-	-
Royalty expense						
Hunting Energy Services LLC	1,250.42	-	-	3,057.85	-	-
Expenses incurred by others and reimbursed by Company						
Hunting Energy Services Pte Ltd	15.97	-	-	-	-	-
Jindal Saw Limited	36.87	-	-	65.17	-	-
Expenses incurred and recovered						
Hunting Energy Services Pte Ltd	77.00	-	-	23.40	-	-
Hunting Energy Services LLC	-	-	-	3.75	-	-
Purchase of Services						
Smt. Laxmi Devi	-	-	8.05	-	6.82	-
**Ms. Lakshmi Kumari S	-	-	0.95	-	-	-
Ms. Ekta Jhunthra	-	-	-	-	8.98	-

*including material in transit of ₹ Nil (previous year ₹ 98.50 Lakhs)

**Ms. Lakshmi Kumari S (from January, 01 2026 to March, 31 2026)



Jindal Hunting Energy Services Limited
Notes to the Financial Statements for the year ended March 31, 2026

B. Outstanding Balance

(₹ lakhs)

Particulars	Holding Company/ Joint Venture/Enterprise having significant influence	KMP, Relatives of KMP and Enterprises over which KMP and their relatives having significant influence	Entities where key management personnel / their close members exercise significant influence; where transactions have taken place	Holding Company/ Joint Venture/Enter prise having significant influence	KMP, Relatives of KMP and Enterprises over which KMP and their relatives having significant influence	Entities where key managemen t personnel / their close members exercise significant influence; where transaction s have taken place
1. Receivable						
Hunting Energy Services Pte Ltd	20.88	-		23.40	-	-
Hunting Energy Services LLC	-			3.75		
Jindal Saw Limited	161.44	-		409.70	-	-
2. Payable						
Jindal Saw Limited	48.17	-		151.56	-	-
Hunting Energy Services Pte Ltd	14.28	-		34.65	-	-
Hunting Energy Services LLC	126.77			589.15	-	-
ICOM Analytics Limited	-	-	0.06	-	-	0.19
Jindal Systems Private Limited	-	-	-	-	-	1.13
Smt. Laxmi Devi	-	-	-	-	-	-
Ms. Lakshmi Kumari S	-	-	-	-	-	-

1. Terms and conditions of transactions with related parties - All related party transactions entered during the year were in ordinary course of the business and are on arm's length basis. All outstanding receivable balances are unsecured and repayable in cash.

2. Transaction above excludes indirect taxes and includes materials in transit.

Key Management Personnel Compensation:

(₹ lakhs)

Particulars	For the Year Ended March 31, 2026	For the Year Ended March 31, 2025
Short-Term employee benefits*	82.17	167.96
Post-Employment benefits		
- Defined contribution plan \$ #	7.62	18.80
- Defined benefit plan #	-	3.68
Total	89.79	190.44

Particulars	For the Year Ended March 31, 2026	For the Year Ended March 31, 2025
Mr. Mukesh Kumar Saraf	69.75	59.22
Mr. Sivasankaran Sattanathan**	7.14	-
Mr. Vikas Jhunthra	-	121.78
Others	12.90	9.44
Total	89.79	190.44

**Appointed as Manager w.e.f 1st January, 2026. The appointment and terms of appointment are subject to the approval in the ensuing meeting of shareholder.

* Including exgratia, sitting fee, commission and value of perquisites where value cannot determined, the valuation as per income tax being considered.

the liability for gratuity and leave encashment are provided on actuarial basis for the Company as a whole. Accordingly, amount accrued pertaining to Key managerial personnel are not included above.

\$ including PF, leave encashment paid and any other benefit.



45 Government grant

Export Promotion Capital Goods (EPCG)

The Company avails export promotion capital goods licenses. The objective of the EPCG scheme is to facilitate import of capital goods for producing quality goods and services and enhance manufacturing competitiveness.

EPCG scheme

EPCG Scheme allows import of capital goods and their spare parts without payment of custom duty including cess and IGST under the Foreign Trade Policy 2023. Scheme covers manufacturer exporter, supporting manufacturer and service provider. EPCG authorisation shall be valid for import for 24 months from the date of issue of authorisation. Imported capital goods shall be subject to actual user condition till export obligation is completed and export obligation discharge certificate (EODC) is granted.

Import under EPCG scheme shall be subject to export obligation which are manufactured by manufacturer exporter or its supporting manufacturer equivalent to 6 times of duties, taxes and cess saved on capital goods to be fulfilled in 6 years reckoned from the date of issue of authorisation. Export obligation (EO) under the scheme shall be over and above, the average level of exports achieved by the applicant in the preceding three licensing years for the same and EO shipment under advance authorisation, duty free import authorisation scheme (DFIA), drawback scheme or reward schemes would also be considered for fulfilment of EO.

Details of government grant availed and export obligation are as follows:-

Particulars	(₹ lakhs)	
	As on March 31, 2026	As on March 31, 2025
Value of capital goods imported	5,008.47	5,008.47
Government grant- duty forgone	452.63	452.63
Export obligation outstanding	2,715.77	2,715.77

46 Earnings per share

Particulars	(Number of shares)	
	As at March 31, 2026	As at March 31, 2025
Issued equity shares	3,00,00,000	3,00,00,000
Weighted average number of equity shares used as denominator in the computation of basic & diluted earnings per equity share- (A)	3,00,00,000	3,00,00,000

Net profit/loss available to equity holders of the Company used in the basic and diluted earnings per share determined as follows:

Particulars	As on March	
	31, 2026	31, 2025
Profit/(Loss) from operations after tax- (B) (₹ lakhs)	4,314.89	5,151.95
Basic earnings per share (B/A) (₹)	14.38	17.17
Diluted earnings per share (B/A) (₹)	14.38	17.17

47 Mr. Sivasankaran Sattanathan was appointed as Manager of the Company during the year in accordance with section 203 of the Companies Act, 2013.

48 (a) These financial statements were approved and adopted by board of directors of the Company in their meeting dated 14.04.2026

48 (b) There is no significant event after the end of reporting period which requires any adjustment or disclosure in the financial statements

48 (c) Previous year figures have been regrouped/rearranged wherever considered necessary to confirm current year classification.

49 Compliance with audit trail for accounting software

The Company is using an ERP which is widely used internationally. The ERP software is having an audit trail feature for maintaining its books of account. The Company enabled audit trail in all the tables throughout the year except that as per the ERP provider, though system administrator can use this id, an audit trail for command executed by system administrator is not available at database level. To mitigate this, the Company implemented a customised solution that allows to check if system administrator has logged in through this user id, the command executed and final modified values.

For and on behalf of **Board of Directors of Jindal Hunting Energy Services Limited**

For Lodha & Co LLP
Chartered Accountants
 Firm Registration Number: 301051E/E300284





Shyamal Kumar
 Partner
 Membership Number: 509325
 Place: New Delhi
 Date: April 14, 2026



Narendra Mantri
 DIN: 02626772
 Director
 Place: New Delhi



Ong Kah Tia
 DIN: 09597129
 Director
 Place: Singapore



Mukesh K. Saraf
 CFO & Company Secretary
 M. No. ACS 24665
 Place: New Delhi